

Rev.F Apr.-2017

SOT-23 NPN Silicon NPN transistor in a SOT-23 Plastic Package.

V_{CE0}
 High Collector-Emitter Voltage.

High voltage application.



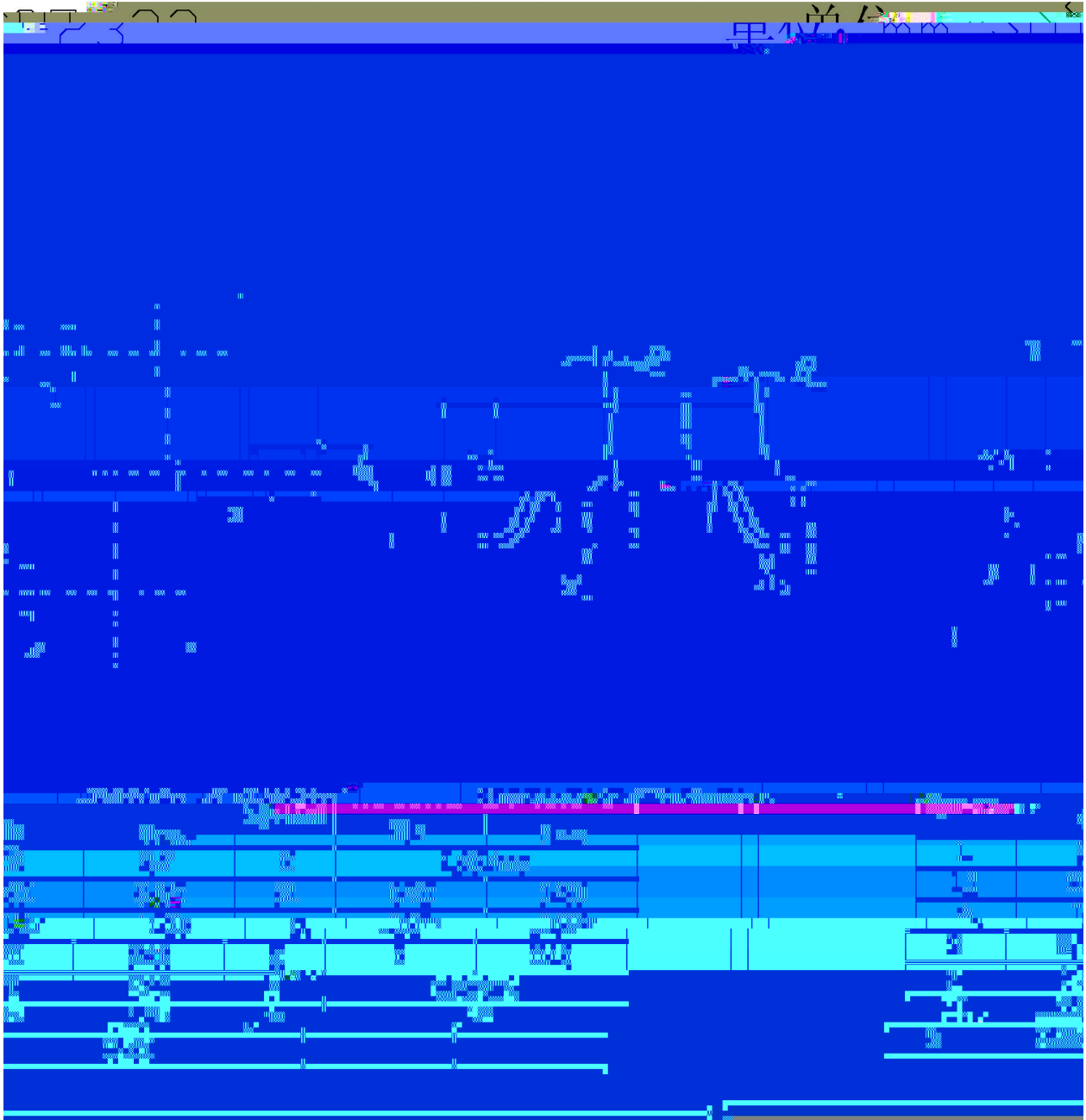
PIN1 Base PIN 2 Emitter PIN 3 Collector

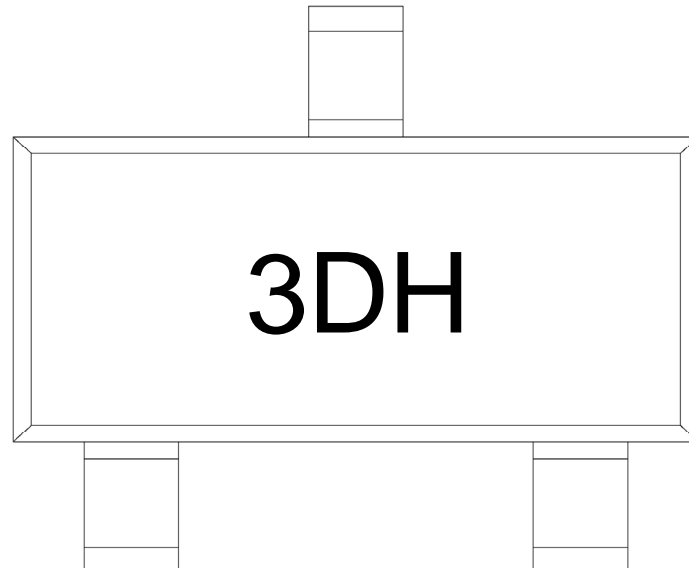
h_{FE} Range	30~200
Marking	3DH

Parameter	Symbol	Rating	Unit
Collector to Base Voltage	V_{CBO}	350	V
Collector to Emitter Voltage	V_{CEO}	350	V
Emitter to Base Voltage	V_{EBO}	6.0	V
Collector Current	I_C	500	mA
Collector Power Dissipation	P_C	300	mW
Junction Temperature	T_j	150	
Storage Temperature Range	T_{stg}	-55 150	

Parameter	Symbol	Test Conditions	Min	Typ	Max	Unit
Collector to Base Breakdown V						

Rev.222(3152a)219.7(3152A2(.225(pv)222rv)21.9(3152-v)21.9(2v)2220v)2221





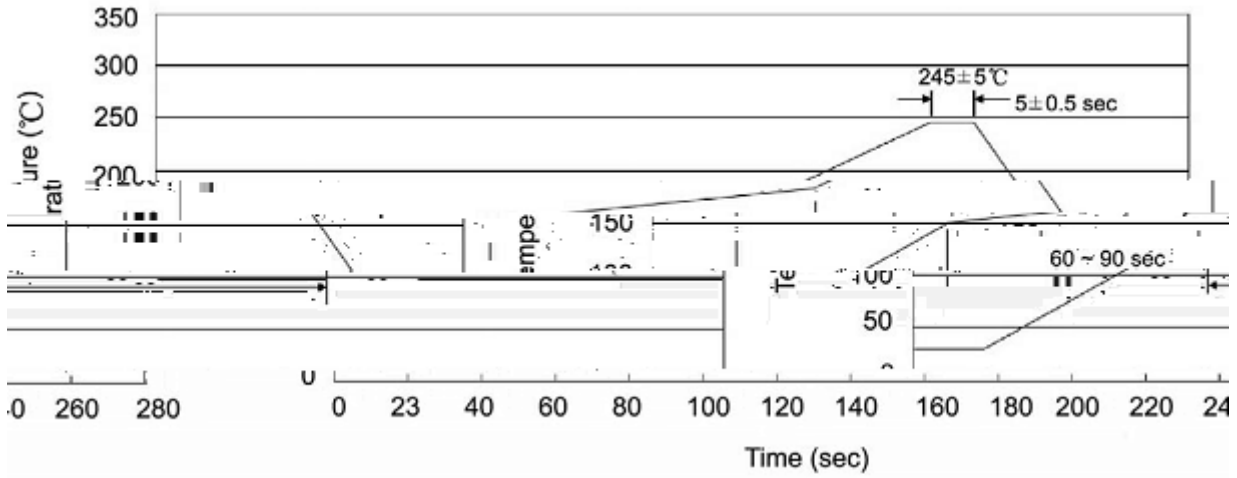
3D

H

Note:

3D Product Type Code

H Company Code



Note:

- | | | | | | |
|---|-------|-----|----|-----------|---|
| 1 | 25 | 150 | 60 | 90sec; | 1.Preheating:25~150 , Time:60~90sec. |
| 2 | 245±5 | | | 5±0.5sec; | 2.Peak Temp.:245±5 , Duration:5±0.5sec. |
| 3 | | | 2 | 10 /sec. | 3. Cooling Speed: 2~10 /sec. |

 260 ± 5
 $10 \pm 1 \text{ sec.}$

 Temp.: 260 ± 5

 Time: $10 \pm 1 \text{ sec}$

/ REEL

Package Type	Units					Dimension (unit mm ³)		
	Units/Reel	Reels/Inner Box	Units/Inner Box	Inner Boxes/Outer Box	Units/Outer Box	Reel	Inner Box	Outer Box
SOT-23	3,000	10	30,000	6	180,000	7 ×8	180×120×180	390×385×205