

Rev.E Mar.-2016

TO-251


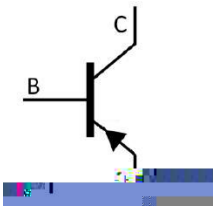
PNP

Silicon PNP transistor in a TO-251 Plastic Package.

2SC2655I


Low collector saturation voltage high speed switching time, complementary pair with 2SC2655I.

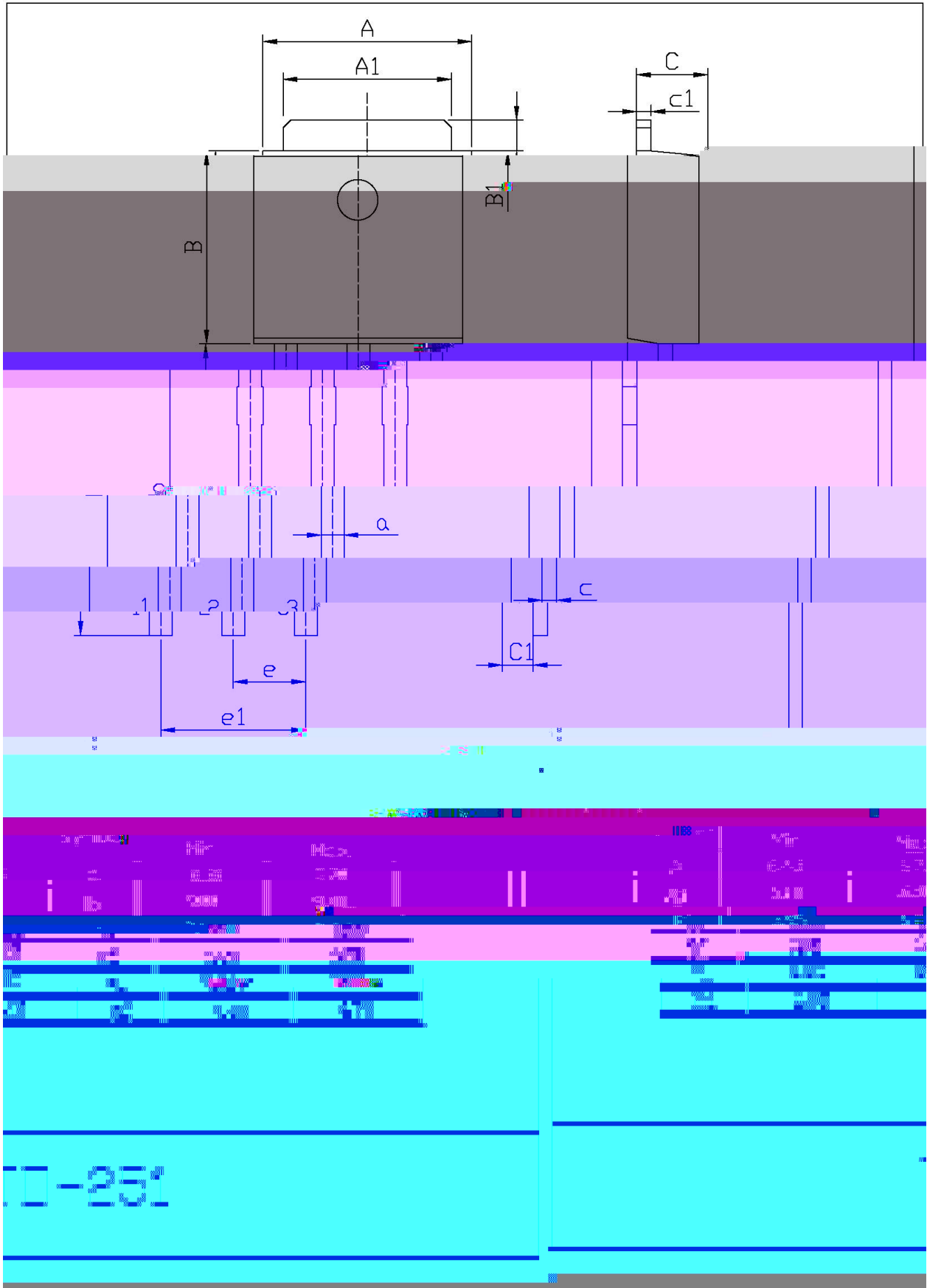
Power amplifier and switching applications.

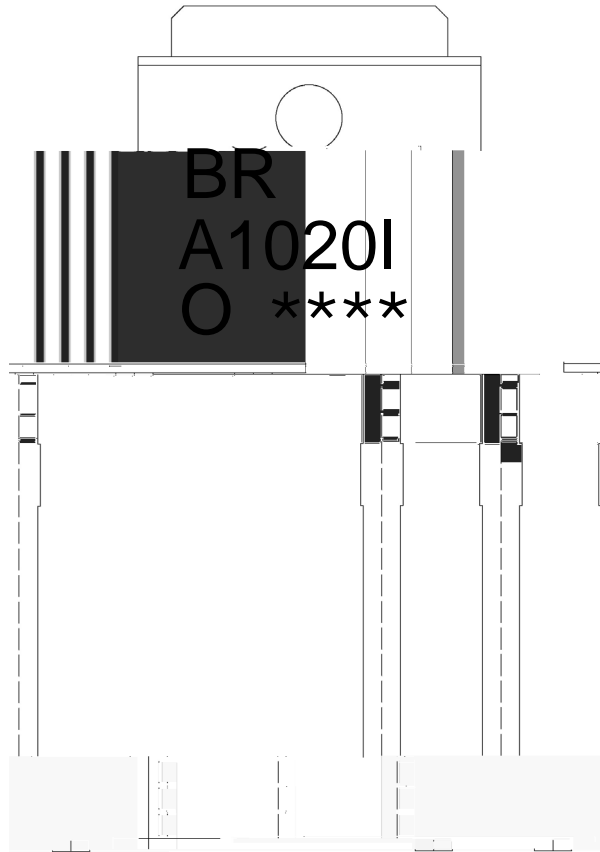


PIN1 Base      PIN 2 Collector      PIN 3 Emitter

Parameter	Symbol	Rating	Unit
Collector to Base Voltage	$V_{CBO}$	-50	V
Collector to Emitter Voltage	$V_{CEO}$	-50	V
Emitter to Base Voltage	$V_{EBO}$	-5.0	V
Collector Current - Continuous	$I_C$	-2.0	A
Collector Power Dissipation	$P_C$	900	P







BR

A1020I

O:  $h_{FE}$

\*\*\*\*

Note:

BR: Company Code

A1020I: Product Type.

O:  $h_{FE}$  Classifications Symbol

\*\*\*\*: Lot No. Code, code change with Lot No.

