

/ Descriptions

TO-126F PNP

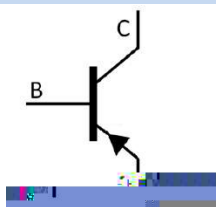
/ Features

2SC3788


/ Applications

CRT

/ Equivalent Circuit



/ Pinning



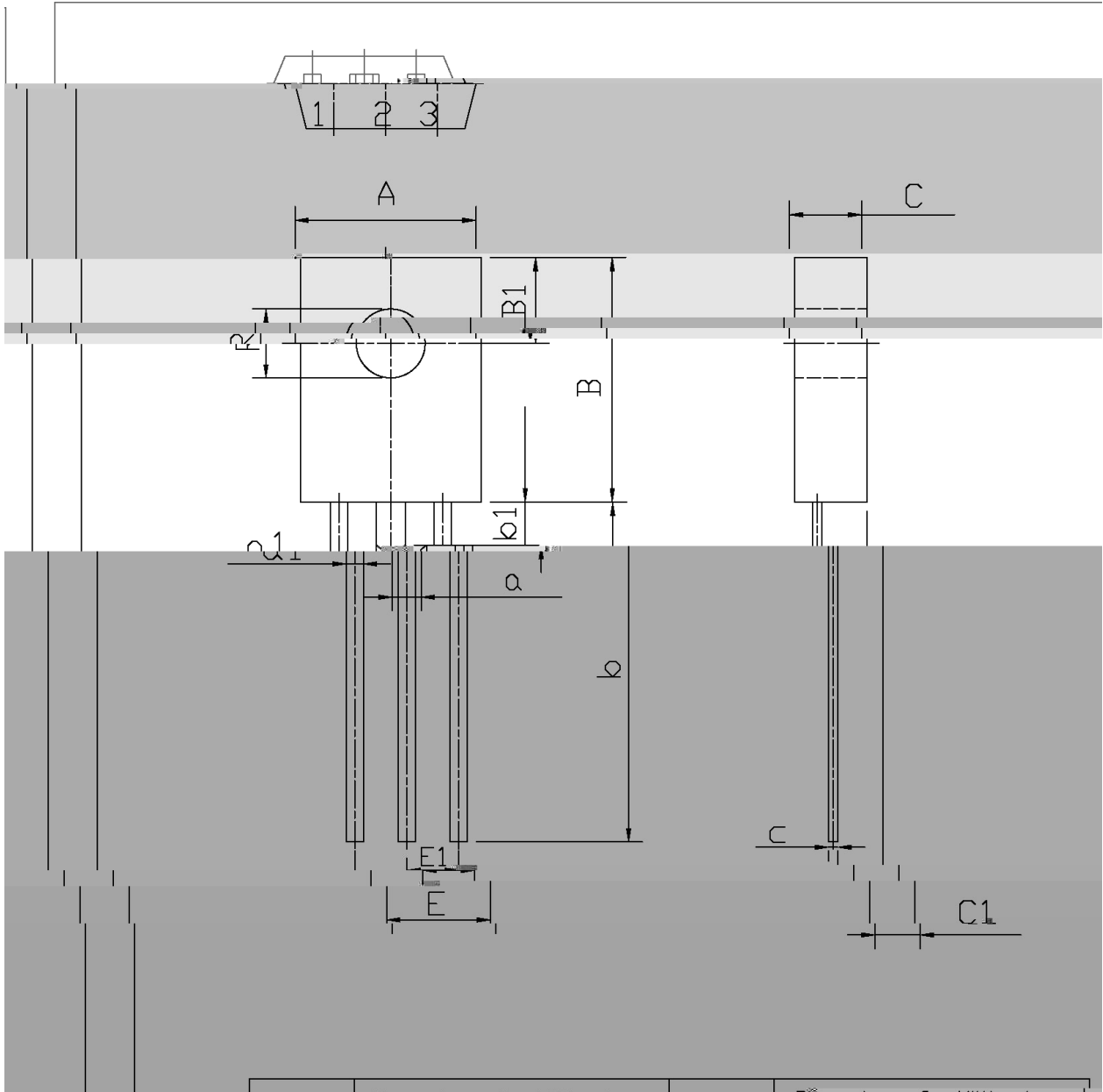
/ h_{FE} Classifications & Marking

		μ				
		μ				
						μ
						μ

/ Package Dimensions

TU-126F

单位: mm



Symbol	Min	Max	Symbol	Min
A	7.8	8.2	a ₁	0.65
B	10.8	11.2	E	0.4

/ Marking Instructions



BR

A1478

C:

h_{FE}

() / Temperature Profile for Dip Soldering(Pb-Free)



± ± ± ±

/ Resistance to Soldering Heat Test Conditions

± ±

/ Packaging SPEC.

						Tube	Inner Box	Outer Box
	Units/Tube /	Tubes/Inner Box /	Units/Inner Box /	Inner Boxes/Outer Box /	Units/Outer Box /			
TO-126/F	500	6	3,000	5	15,000	135×190	237×172×102	560×245×195

						Tube	Inner Box	Outer Box
	Units/Tube /	Tubes/Inner Box /	Units/Inner Box /	Inner Boxes/Outer Box /	Units/Outer Box /			
TO-126/F	65	26	1,690	5	8,450	532×31×5.6	555×164×50	575×290×180

/ Notices