

/ Descriptions

TO-126F PNP Silicon PNP transistor in a TO-126F Plastic Package.

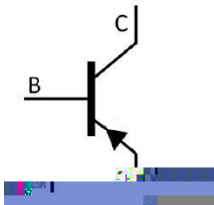
/ Features

High breakdown voltage, small reverse transfer capacitance and excellent high frequency characteristic.


/ Applications

High-definition CRT display video output applications.

/ Equivalent Circuit



/ Pinning




PIN1 Emitter PIN 2 Collector PIN 3 Base

/ h_{FE} Classifications & Marking

h _{FE} Classifications Symbol	C	D	E	F
h _{FE} Range	40 80	60 120	100 200	160 320

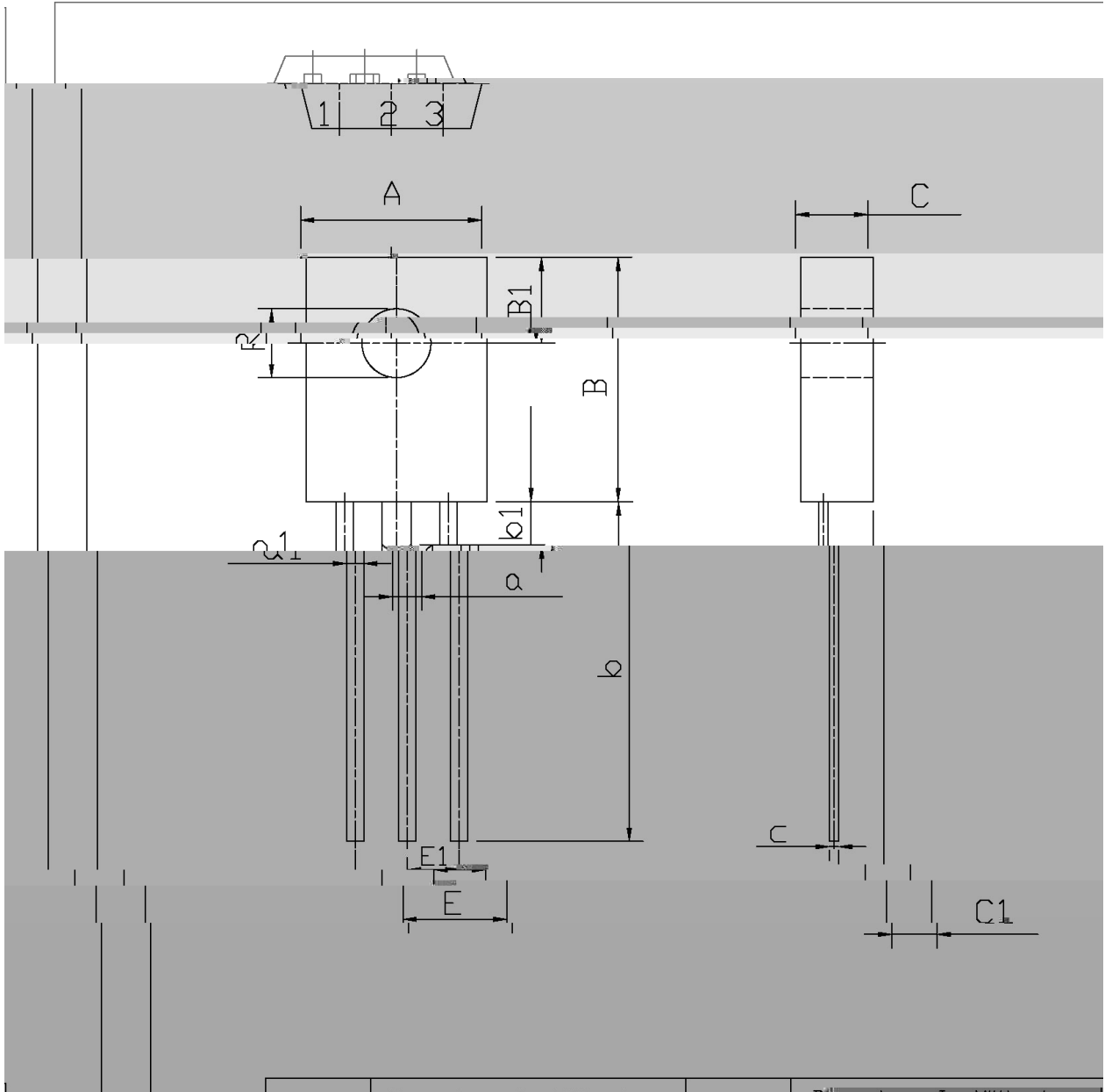
/ Electrical Characteristic Curve



/ Package Dimensions



单位: mm



Symbol	Min	Max	Symbol	Min
A	7.8	8.2	a1	0.65

/ Marking Instructions



BR

A1480

C: h_{FE}

Note:

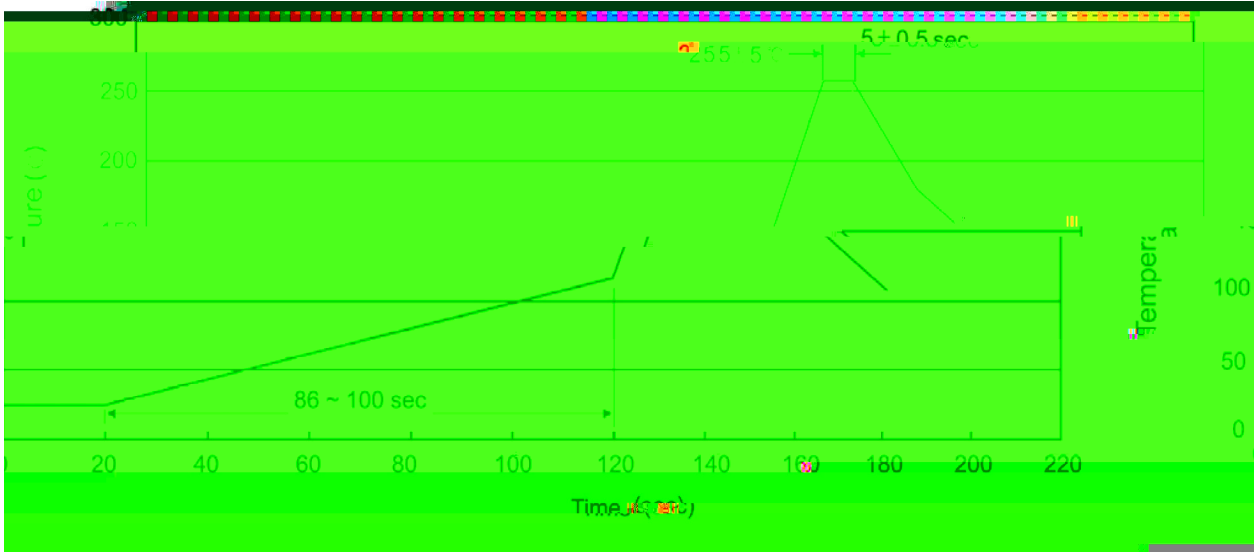
BR: Company Code

A1480: Product Type.

C: h_{FE} Classifications Symbol

****: Lot No. Code, code change with Lot No.

() / Temperature Profile for Dip Soldering(Pb-Free)



Note:

- | | | | |
|---|----------|-------------|--|
| 1 | 25 ~ 150 | 60 ~ 90sec; | 1. Preheating: 25~150 , Time: 60~90sec. |
| 2 | 255±5 | 5±0.5sec; | 2. Peak Temp.: 255±5 , Duration: 5±0.5sec. |
| 3 | 2 ~ 10 | /sec. | 3. Cooling Speed: 2~10 /sec. |

/ Resistance to Soldering Heat Test Conditions

270±5 10±1 sec. Temp.: 270±5 Time: 10±1 sec

/ Packaging SPEC.

/ BULK

Package Type	Units					Dimension (unit mm ³)		
	Units/Tube	Tubes/Inner Box	Units/Inner Box	Inner Boxes/Outer Box	Units/Outer Box	Tube	Inner Box	Outer Box
TO-126/F	500	6	3,000	5	15,000	135×190	237×172×102	560×245×195

/ TUBE

Package Type	Units					Dimension (unit mm ³)		
	Units/Tube	Tubes/Inner Box	Units/Inner Box	Inner Boxes/Outer Box	Units/Outer Box	Tube	Inner Box	Outer Box
TO-126/F	65	26	1,690	5	8,450	532×31×5.6	555×164×50	575×290×180

/ Notices