

/ Descriptions

Silicon PNP transistor in a SOT-23 Plastic Package.

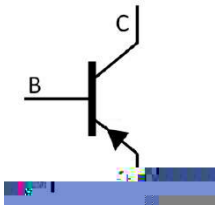
/ Features

High h_{FE} , complementary pair with 2SC4210.


/ Applications

Audio power amplifier application.

/ Equivalent Circuit



/ Pinning



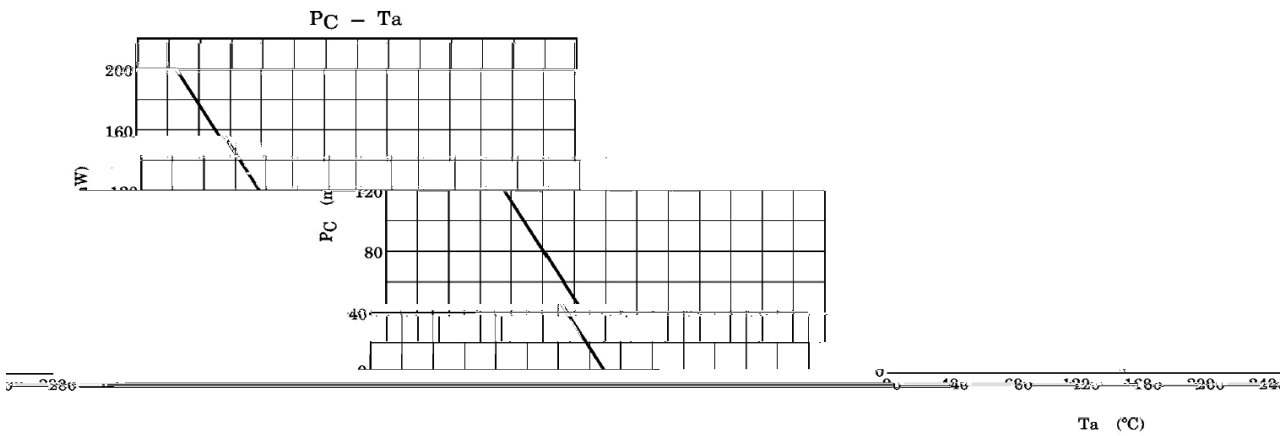

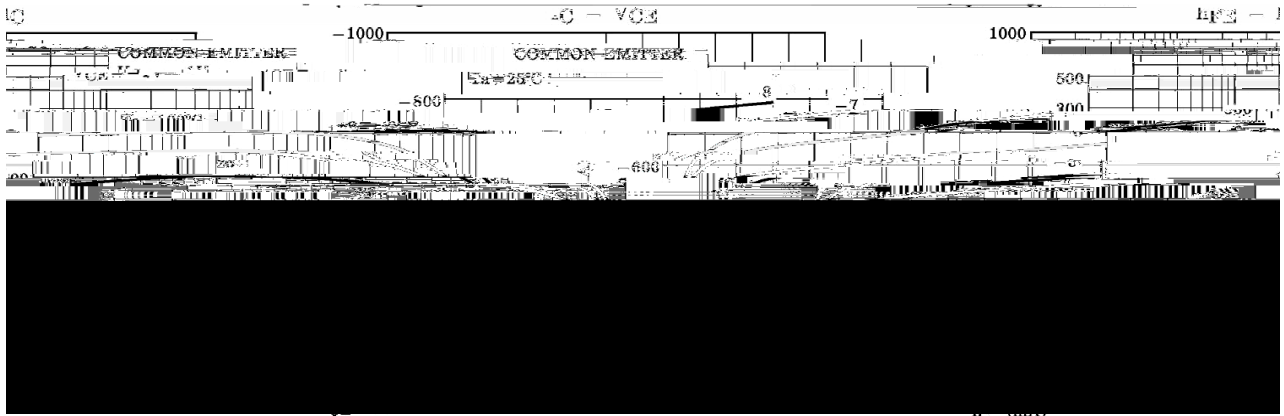
PIN1 Base PIN 2 Emitter PIN 3 Collector

/ h_{FE} Classifications & Marking


h_{FE} Classifications Symbol	O	Y
h_{FE} Range	100 200	160 320
Marking	H7O	H7Y

Parameter	Symbol	Rating	Unit
Collector to Base Voltage			

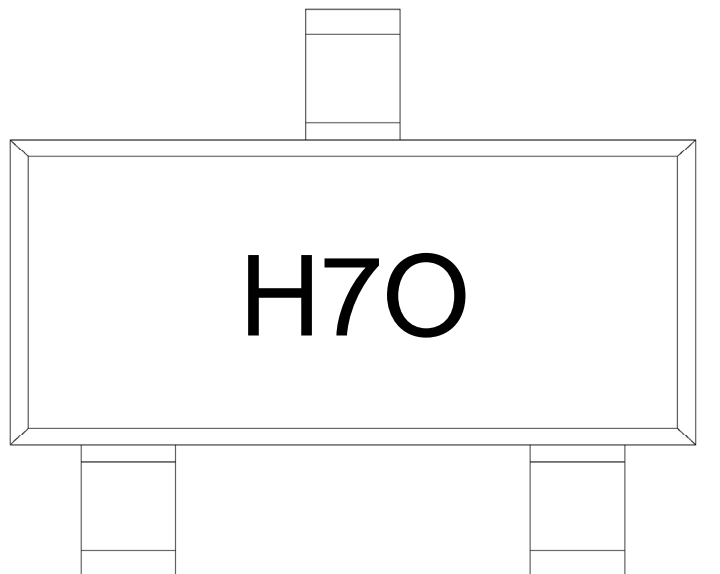
/ Electrical Characteristic Curve



/ Package Dimensions



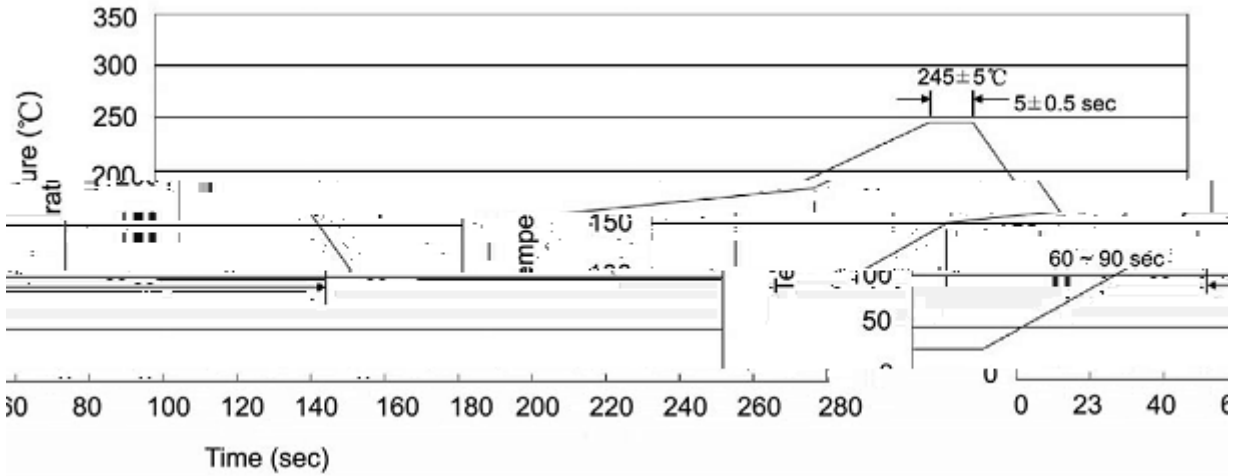
/ Marking Instructions



Note:

- H: Company Code
- 7: Product Type Code
- O: h_{FE} Classifications Symbol Code

() / Temperature Profile for IR Reflow Soldering(Pb-Free)



Note:

- | | | | | | |
|---|-----|-----|----|----------|---|
| 1 | 25 | 150 | 60 | 90sec; | 1.Preheating:25~150 , Time:60~90sec. |
| 2 | 245 | 5 | 5 | 0.5sec; | 2.Peak Temp.:245 5 , Duration:5 0.5sec. |
| 3 | | | 2 | 10 /sec. | 3. Cooling Speed: 2~10 /sec. |

/ Resistance to Soldering Heat Test Conditions

260 5 10 1 sec. Temp.:260 5 Time:10 1 sec

/ Packaging SPEC.

/ REEL

Package Type 封装形式	Units 包装数量					Dimension 包装尺寸 (unit: mm ³)		
	Units/Reel 只/卷盘	Reels/Inner Box 卷盘/盒	Units/Inner Box 只/盒	Inner Boxes/Outer Box 盒/箱	Units/Outer Box 只/箱	Reel	Inner Box 盒	Outer Box 箱
SOT-23	3,000	10	30,000	6	180,000	7 ×8	180×120×180	390×385×205

/ Notices