

**/ Descriptions**

KF \$0) CD                      GE G`                      Silicon PNP transistor in a TO-92LM Plastic Package.

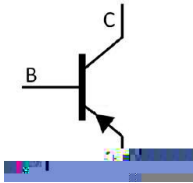
**/ Features**

# )J: (\* / +                      ) \*  
Low  $V_{CE(sat)}$ , 2 3W output in complementary pair with 2SC1384.

**/ Applications**

AF power amplifier and driver applications.

**/ Equivalent Circuit**



**/ Pinning**



PIN1 Base                      PIN 2 Collector                      PIN 3 Emitter

**/  $h_{FE}$  Classifications & Marking**

$h_{FE}$ Classifications Symbol	Q	R	S
$h_{FE}$ Range	85~170	120~240	170~340

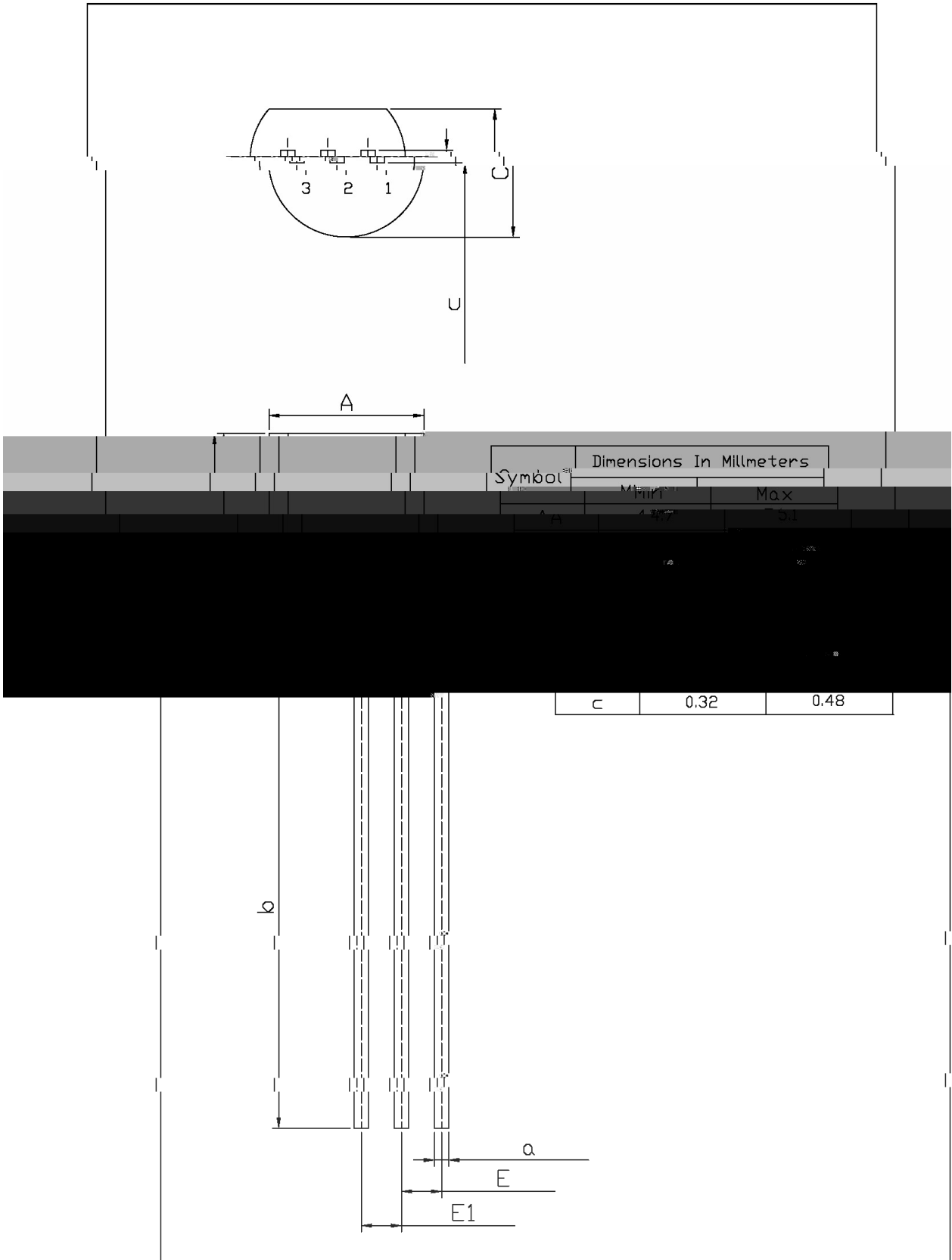
Parameter	Symbol	Rating	Unit
Collector to Base Voltage	$V_{CBO}$	-60	V

**2SA684**  
Rev.D Nov.-2015

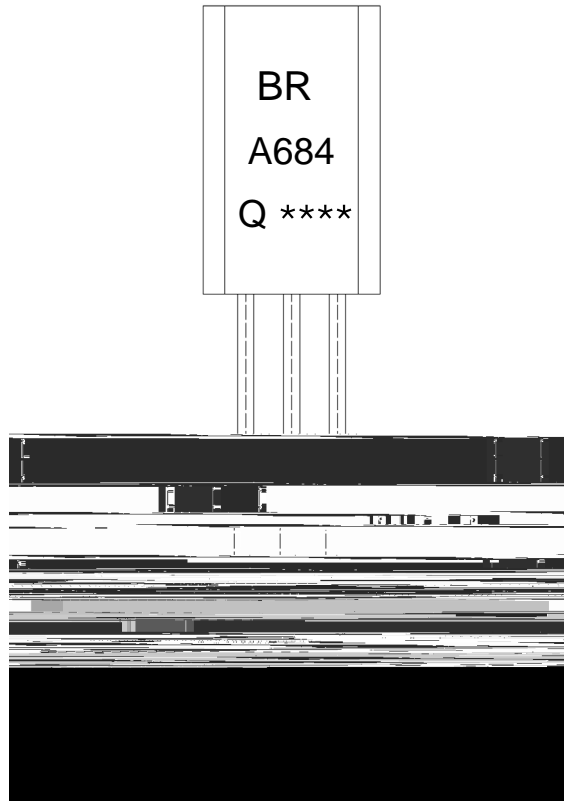
**/ Package Dimensions**

TO-92LM

Unit: mm



/ Marking Instructions



9| 1  
8- /+  
H1  
!!!!

Note:

BR: Company Code.

A684: Product Type.

Q:  $h_{FE}$  Classifications Symbol

\*\*\*\*: Lot No. Code,code change with Lot No.

( ) / Temperature Profile for Dip Soldering(Pb-Free)



Note:

- |   |        |            |   |
|---|--------|------------|---|
| 1 | 25 150 | 60 90sec;  | 1.Preheating:25~150 , Time:60~90sec.      |
| 2 | 255..5 | 5..0.5sec; | 2.Peak Temp.:255..5 , Duration:5..0.5sec. |
| 3 | 2 10   | /sec.      | 3. Cooling Speed: 2~10 /sec.              |

/ Resistance to Soldering Heat Test Conditions

270..5                      10...1 sec.                      Temp.:270..5                      Time:10...1 sec

/ Packaging SPEC.

/ BULK

Package Type	Units					Dimension (unit mm3)		
	Units/Bag /	Bags/Inner Box /	Units/Inner Box /	Inner Boxes/Outer Box /	Units/Outer Box /	Bag	Inner Box	Outer Box
TO-92LM	1,000	8	8,000	5	40,000	135×190	237×172×102	560×245×195

/ AMMO

Package Type	Units					Dimension (unit mm3)	
	Units/tape /	Tape/Inner Box /	Rows/Inner Box /	Inner Boxes/Outer Box /	Units/Outer Box /	Inner Box	Outer Box
TO-92LM	2,500	1	100	10	25,000	328×230×42	480×346×235 547×407×268

/ Notices