
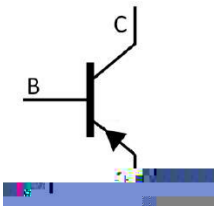


Rev.E Mar.-2016

KF (\$) - = GE G Silicon PNP transistor in a TO-126F Plastic Package.

)J: ((-) =
 Complementary pair with 2SC1162F.

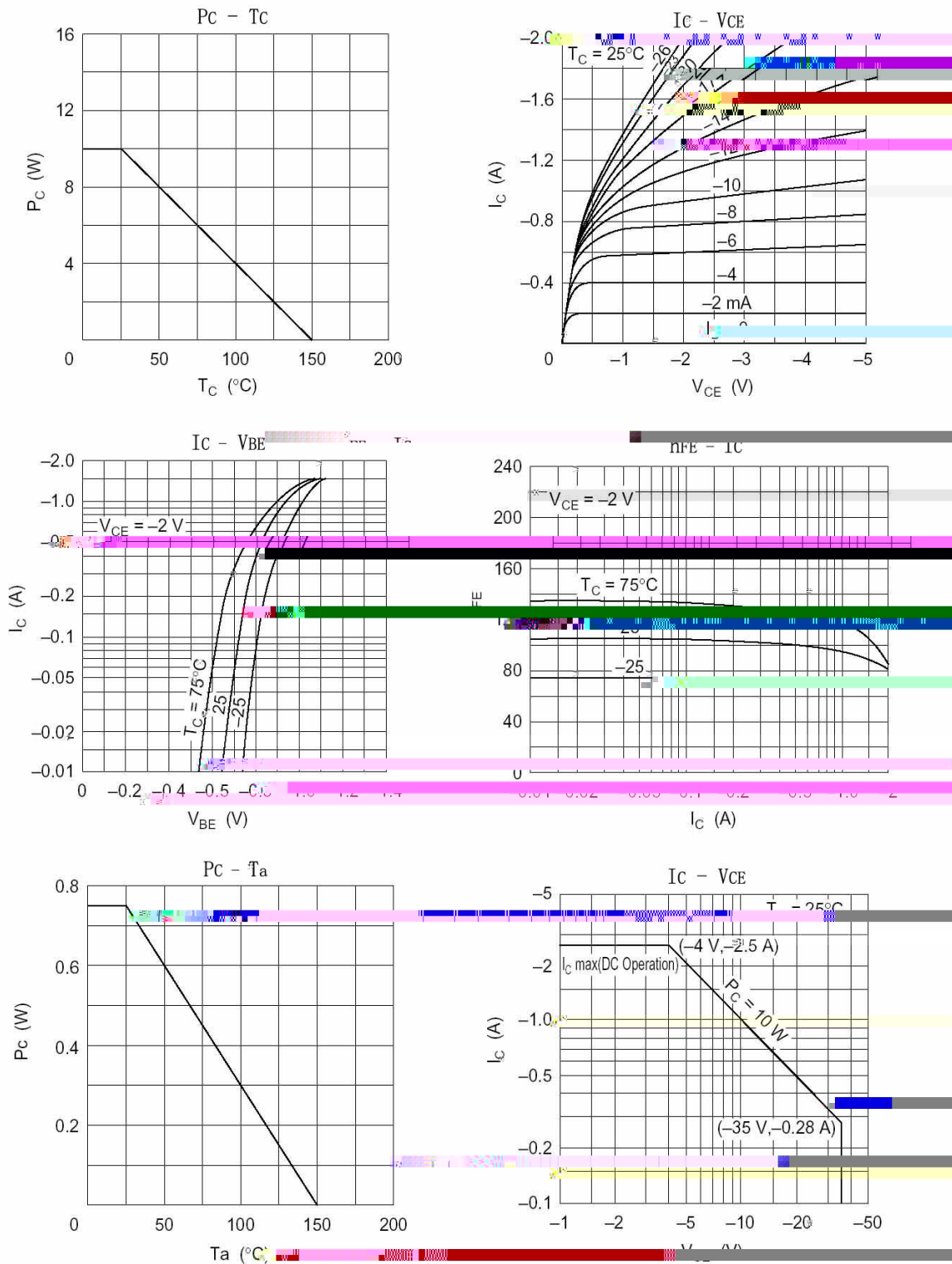
Low frequency power amplifier applications.



PIN 1 Emitter PIN 2 Collector PIN 3 Base

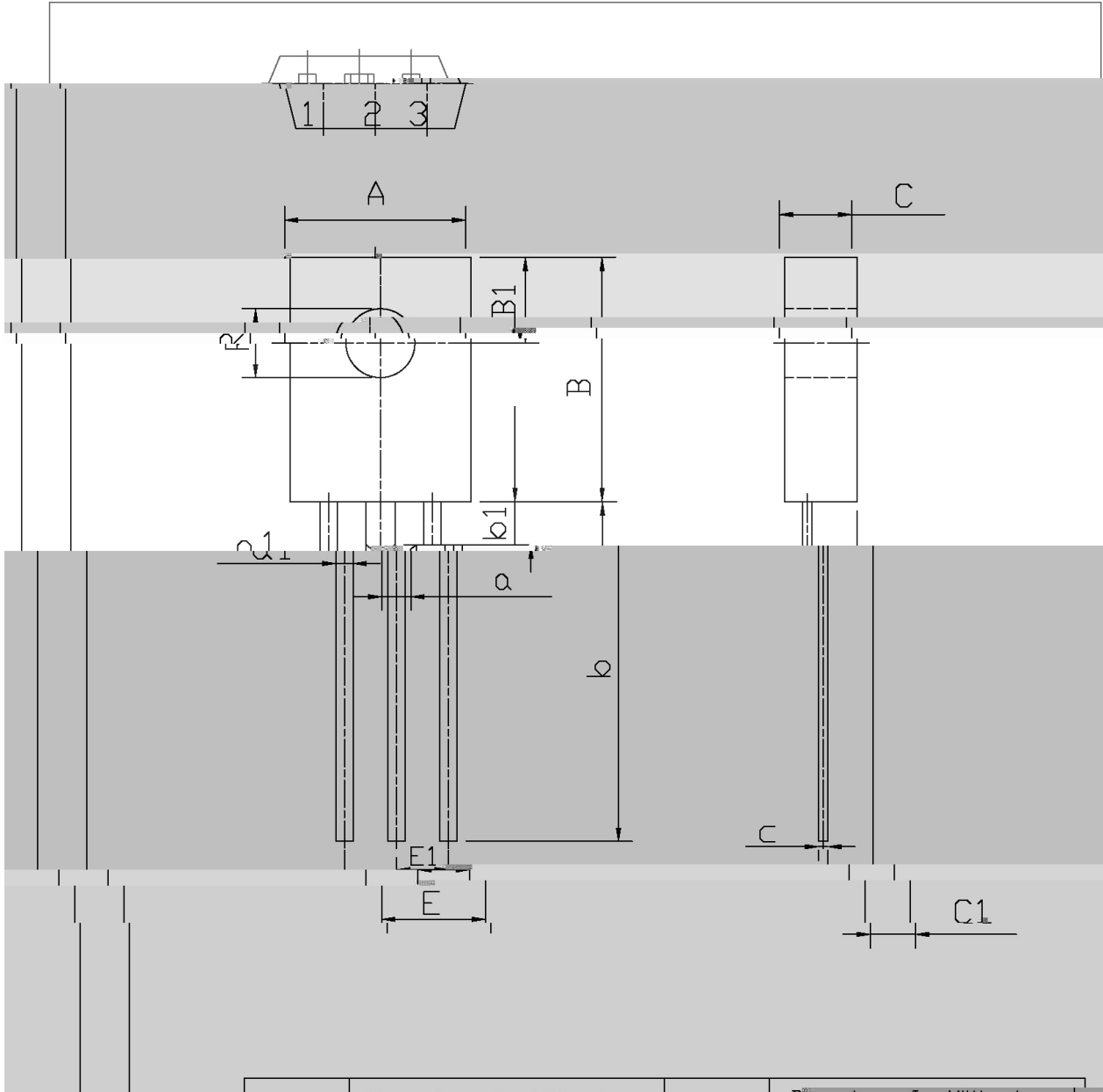
| | | | | |
|---|--------------------------|--|--|--|
| C | h_{FE} Classifications | | | |
| | Symbol B | | | |
| | h_{FE} Range | | | |

|




TU-126F

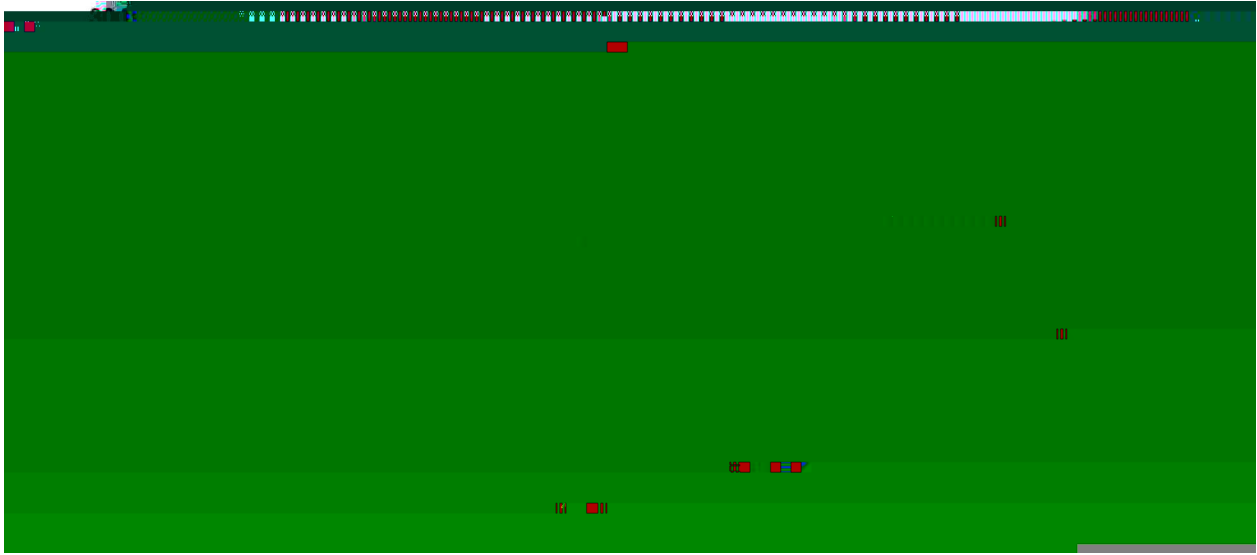
单位: mm



| Max | Min | Max | Min |
|------|------|------|------|
| 2.96 | 7.8 | 8.2 | 0.65 |
| 1.0 | 10.8 | 11.2 | 1.1 |



91
8. (,
91
!!!!
Note:
BR: Company Code
A715: Product Type.
B: h_{FE} Classifications Symbol
****: Lot No. Code, code change with Lot No.



- | | | | | | | |
|---|--------|-----|------------|--------|---|--------------------------------------|
| 1 | 25 | 150 | 60 | 90sec; | Note: | 1.Preheating:25~150 , Time:60~90sec. |
| 2 | 255..5 | | 5..0.5sec; | | 2.Peak Temp.:255..5 , Duration:5..0.5sec. | |
| 3 | | 2 | 10 | /sec. | 3. Cooling Speed: 2~10 /sec. | |

270..5 10..1 sec. Temp.:270±5 Time:10±1 sec

/ BULK

| Package Type | Units | | | | | Dimension (unit mm ³) | | |
|--------------|-----------------|----------------------|----------------------|----------------------------|----------------------|-----------------------------------|-------------|-------------|
| | Units/Tube / | Tubes/Inner Box / | Units/Inner Box / | Inner Boxes/Outer Box / | Units/Outer Box / | Tube | Inner Box | Outer Box |
| TO-126/F | 500 | 6 | 3,000 | 5 | 15,000 | 135×190 | 237×172×102 | 560×245×195 |

/ TUBE

| Package Type | Units | Dimension (unit mm ³) |
|--------------|-------|-----------------------------------|
|--------------|-------|-----------------------------------|