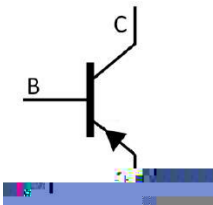


Rev.E Mar.-2016

TO-92 PNP Silicon PNP transistor in a TO-92 Plastic Package.


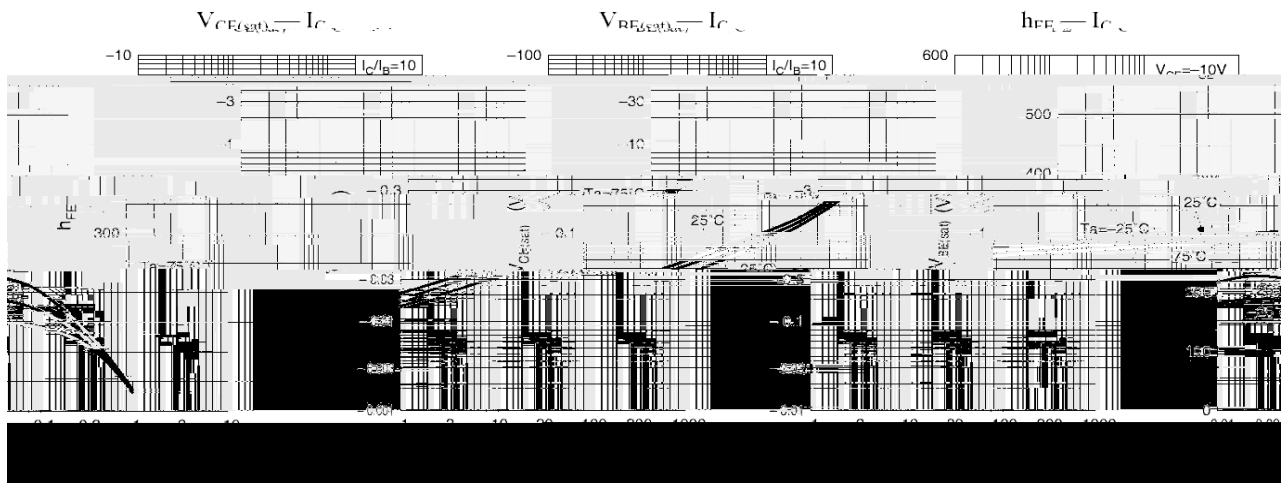
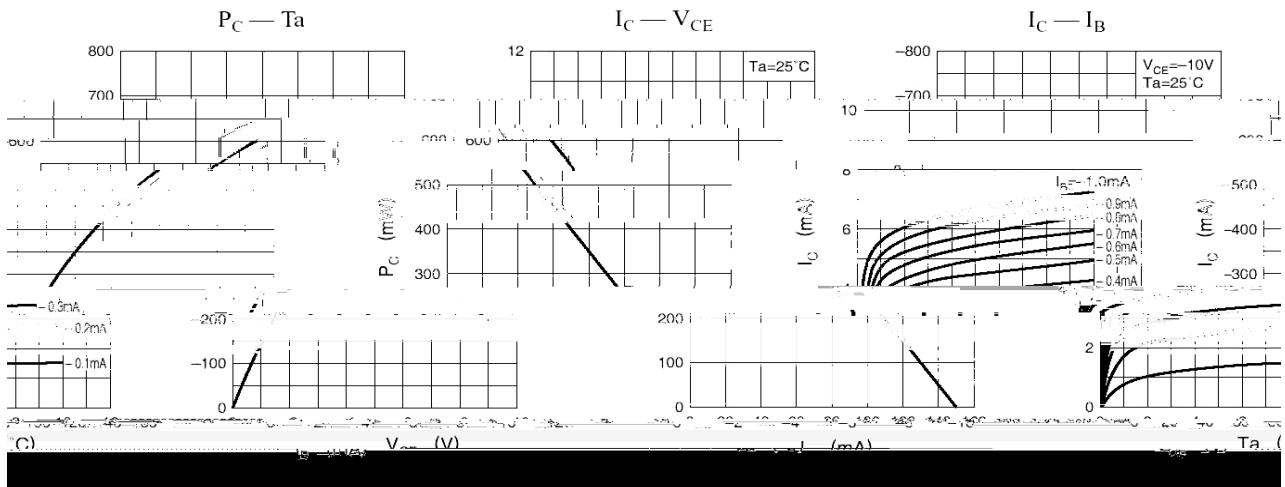
2SC1318
Complementary pair with 2SC1318.

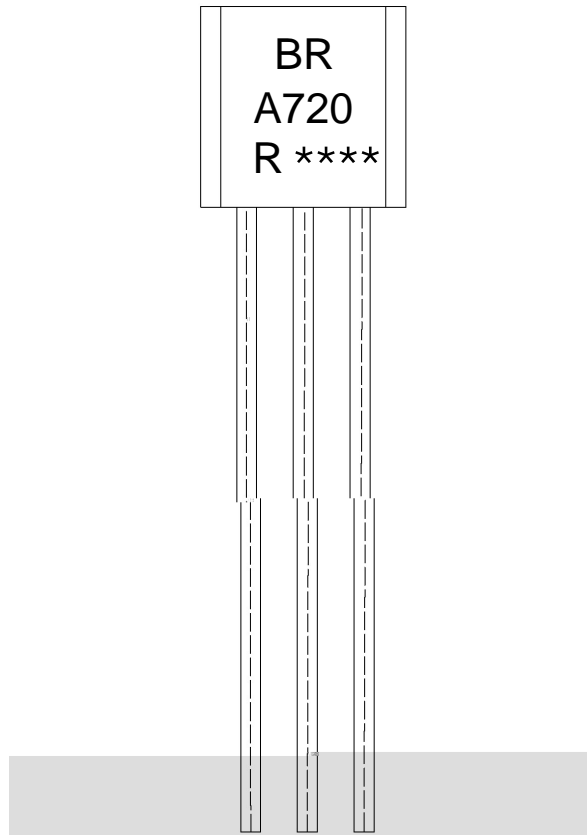
AF output amplifier and driver.



PIN1 Base ymPTN2(it@collector -21. 103/TT48Tf49.9667 0 TD63.9403 0199 1 .85/T 0 5 rg5(Si4 287

Parameter	Symbol	Rating	Unit
Collector to Base Voltage	V_{CBO}	-60	V
Collector to Emitter Voltage	V_{CEO}	-50	V
Emitter to Base Voltage	V_{EBO}	-5.0	V
Collector Current - Continuous	I_C	-500	mA
Collector Current – Continuous(Pulse)	I_{CP}	-1.0	A
Collector Power Dissipation	P_C	625	mW





BR:

A720

R: h_{FE}

Note:

BR: Company Code.

A720: Product Type.

R: h_{FE} Classifications Symbol

****: Lot No. Code, code change with Lot No.


Note:

- | | | | | | |
|---|-------|-----|-----------|--------|---|
| 1 | 25 | 150 | 60 | 90sec; | 1.Preheating:25~150 , Time:60~90sec. |
| 2 | 255±5 | | 5±0.5sec; | | 2.Peak Temp.:255±5 , Duration:5±0.5sec. |
| 3 | | 2 | 10 | /sec. | 3. Cooling Speed: 2~10 /sec. |

270±5

10±1 sec.

Temp:270±5

Time:10±1 sec

/ BULK

Package Type	Units					Dimension (unit mm3)		
	Units/Bag /	Bags/Inner Box /	Units/Inner Box /	Inner Boxes/Outer Box /	Units/Outer Box /	Bag	Inner Box	Outer Box
TO-92	1,000	10	10,000	5	50,000	135×190	237×172×102	560×245×195
	1,000	10	10,000	10	100,000	135×190	237×172×102	560×245×375

*