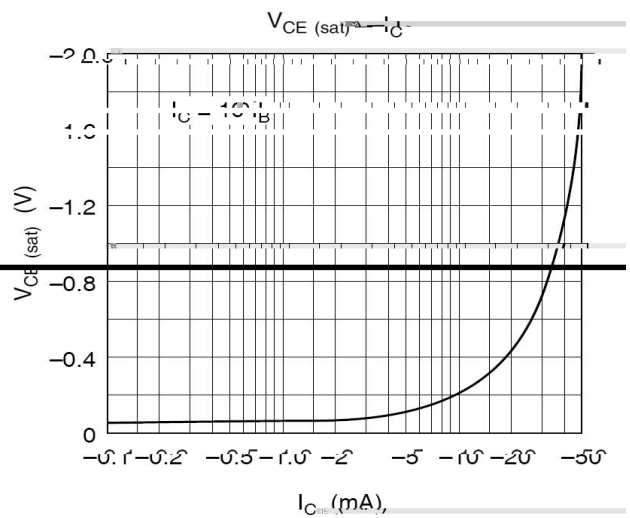
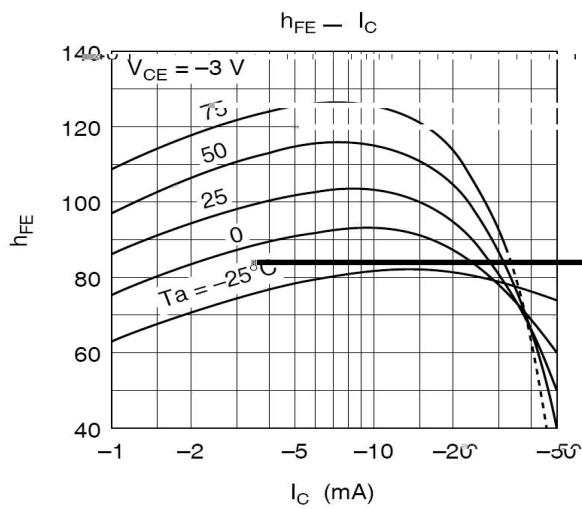
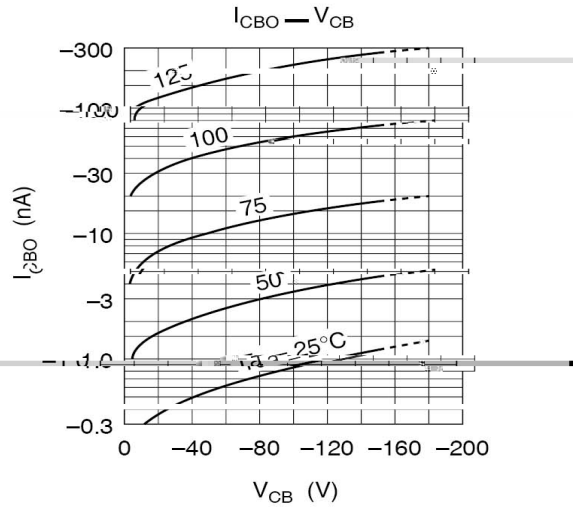
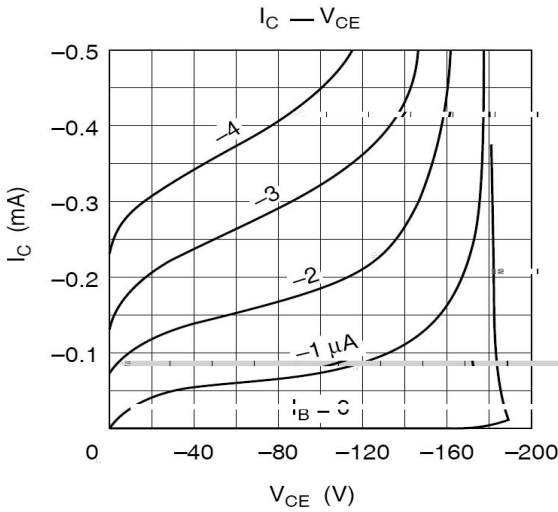
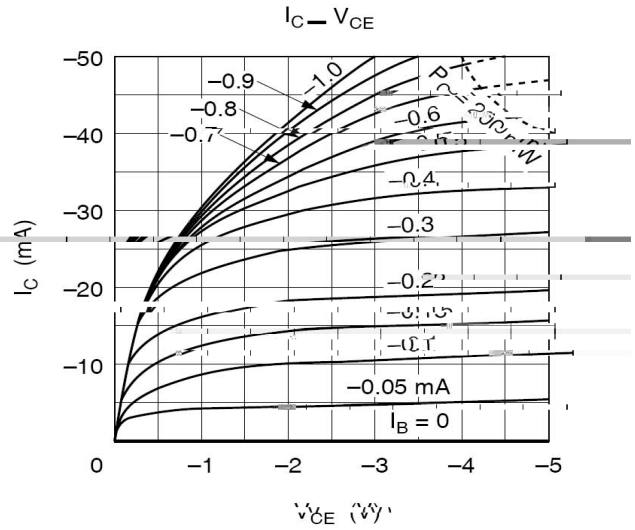
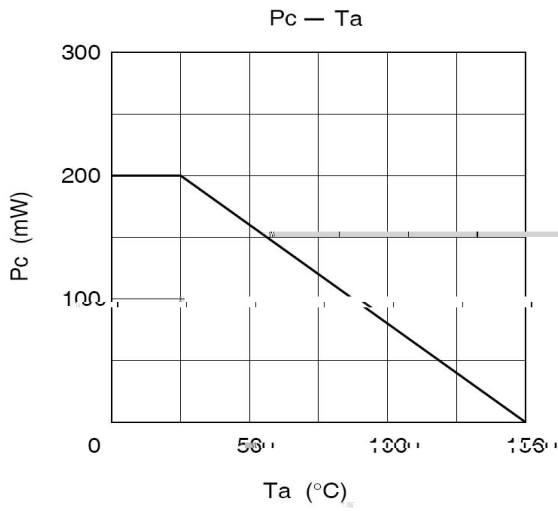


**2SA778(A)**  
Rev.E Mar.-2016

Parameter	Symbol	Rating	Unit	
Collector to Base Voltage	$V_{CBO}$	2SA778	-150	V
		2SA778A	-180	
Collector to Emitter Voltage	$V_{CEO}$	2SA778	-150	V
		2SA778A	-180	
Emitter to Base Voltage	$V_{EBO}$	-5.0	V	
Collector Current - Continuous	$I_C$	-50	mA	
Collector Power Dissipation	$P_C$	200	mW	
Junction Temperature	$T_j$	150		
Storage Temperature Range	$T_{stg}$	-55 150		

Parameter	Symbol	Test Conditions	Min	Typ	Max	Unit
-----------	--------	-----------------	-----	-----	-----	------

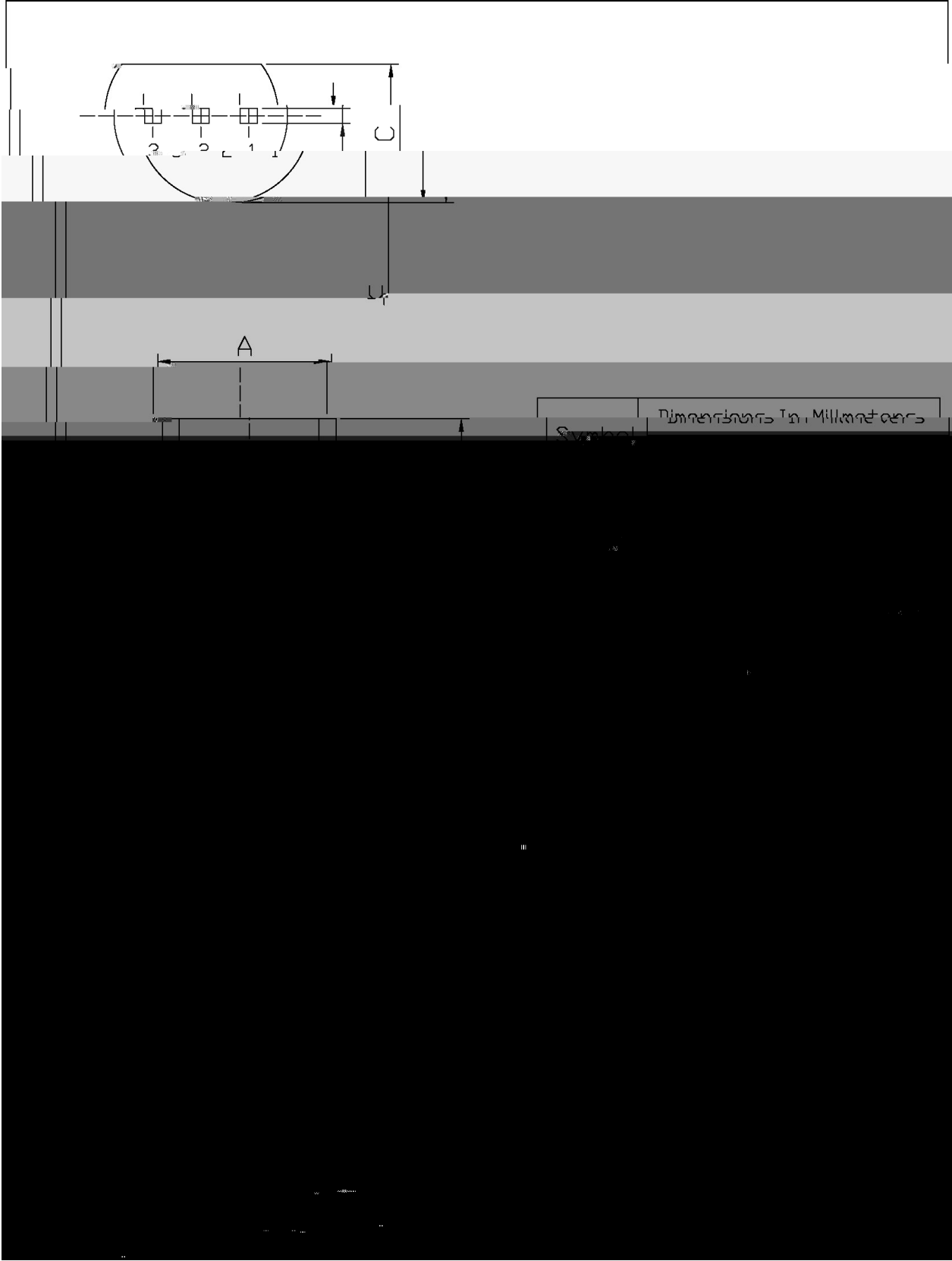
**/ Electrical Characteristic Curve**



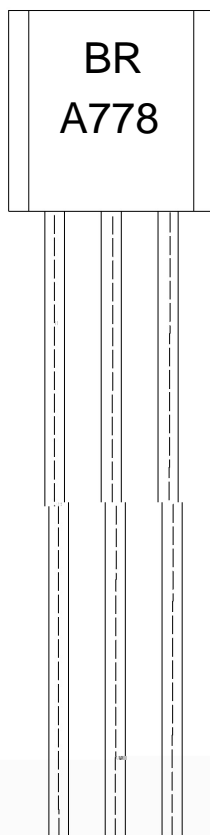
/ Package Dimensions

TO-92

Unit: mm



/ Marking Instructions



9| 1

8. . /

!!!!

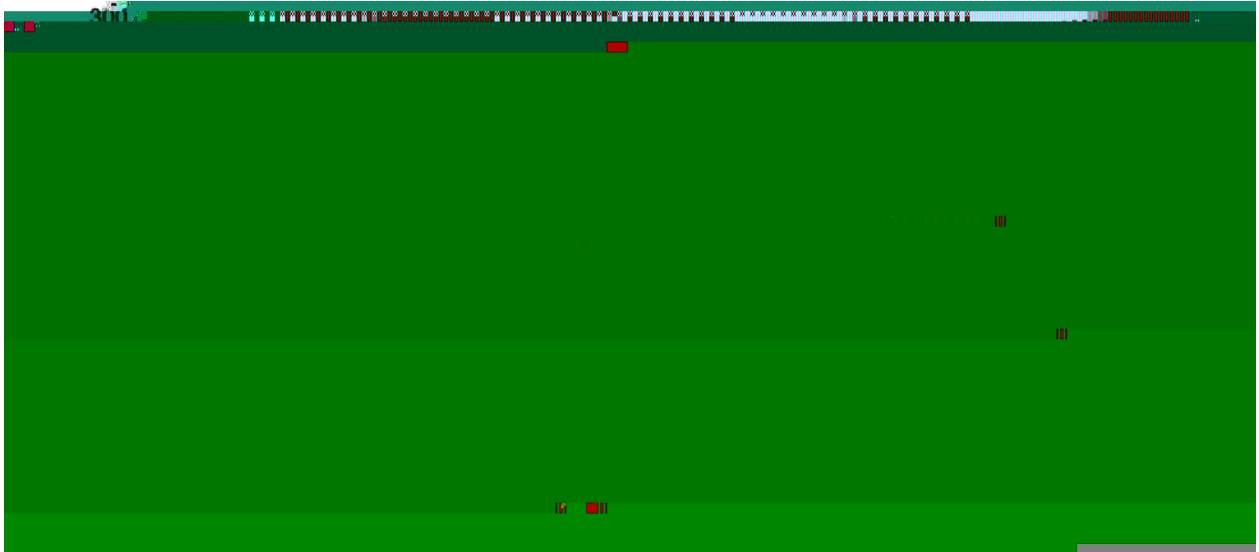
Note:

BR:           Company Code.

8. . /:       Product Type.

\*\*\*\*:        Lot No. Code,code change with Lot No.

**( ) / Temperature Profile for Dip Soldering(Pb-Free)**



Note:

- |   |        |     |            |        |   |
|---|--------|-----|------------|--------|---|
| 1 | 25     | 150 | 60         | 90sec; | 1.Preheating:25~150 , Time:60~90sec.      |
| 2 | 255..5 |     | 5..0.5sec; |        | 2.Peak Temp.:255..5 , Duration:5..0.5sec. |
| 3 |        | 2   | 10         | /sec.  | 3. Cooling Speed: 2~10 /sec.              |

**/ Resistance to Soldering Heat Test Conditions**

270..5                      10..1 sec.                      Temp:270±5                      Time:10±1 sec

**/ Packaging SPEC.**

/ BULK

Package Type	Units				Dimension		(unit mm3)

/ AMMO

Package Type	Units				Dimension		(unit mm3)

**/ Notices**