

Rev.E Mar.-2016


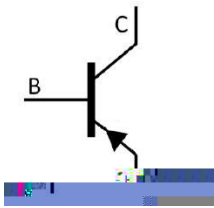
TO-126F          PNP          Silicon PNP transistor in a TO-126F Plastic Package.

2SD1818

 Low  $V_{CE(sat)}$ , large current, high  $P_C$ , complementary to 2SD1818.

DC-DC

It is suitable for DC-DC converter, or driver of solenoid or motor.



PIN1 Emitter          PIN 2 Collector          PIN 3 Base

$h_{FE}$ Classifications Symbol	M	L	K
$h_{FE}$ Range	100 200	160 320	200 400

Parameter	Symbol	Rating	Unit
Collector to Base Voltage	$V_{CBO}$	-60	V
Collector to Emitter Voltage	$V_{CEO}$	-60	V
Emitter to Base Voltage	$V_{EBO}$	-7.0	V
Collector Current - Continuous	$I_C$	-3.0	A
Peak Collector Current – Continuous	$I_{CM}$	-5.0	A
Base Current - Continuous	$I_B$	-0.5	A
Collector Power Dissipation	$P_C$	1.3	W
Collector Power Dissipation	$P_C(T_c=25^\circ\text{C})$	10	W
Junction Temperature	$T_j$	150	
Storage Temperature Range	$T_{stg}$	-55 150	

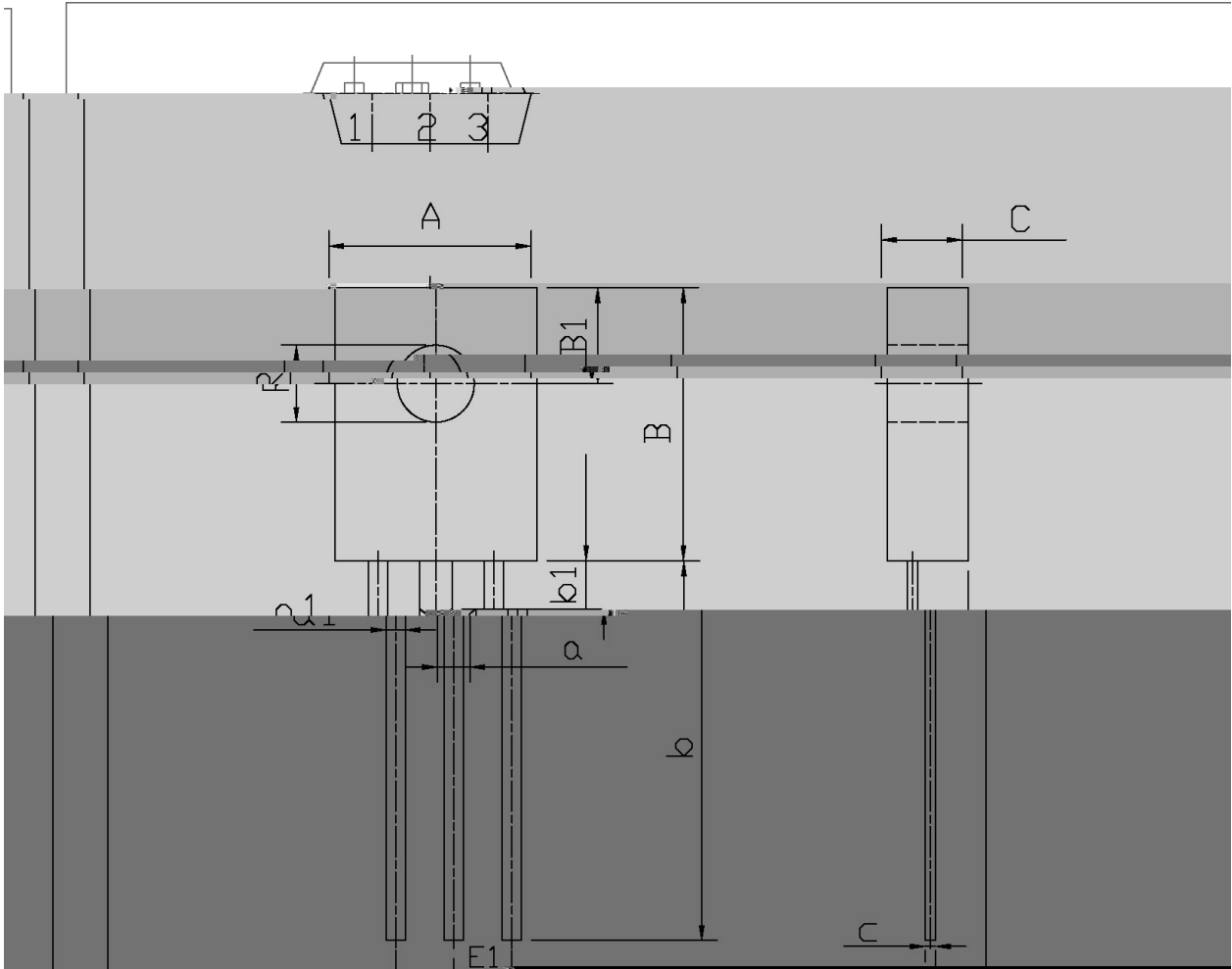
Parameter	Symbol	Test Conditions	Min	Typ	Max	Unit
Collector Cut-Off Current	$I_{CBO}$	$V_{CB}=-60V$ $I_E=0$			-10	$\mu A$
Emitter Cut-Off Current	$I_{EBO}$	$V_{EB}=-7V$ $I_C=0$			-10	$\mu A$
	$h_{FE(1)}$	$V_{CE}=-2V$ $I_C=-600mA$	100		400	

DC Current Gain




TU-126F

单位: mm



Symbol	Min	Max	Symbol	Min	Max
A	7.8	8.2	a1	0.66	



BR

B1217

M:  $h_{FE}$

\*\*\*\*

Note:

BR: Company Code

B1217: Product Type.

M:  $h_{FE}$  Classifications Symbol

\*\*\*\*: Lot No. Code, code change with Lot No.

