

2SC1473(A)

Rev.E Mar.-2016

/ Descriptions

KF \$0) E GE Silicon NPN transistor in a TO-92 Plastic Package.

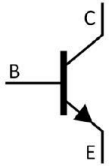
/ Features

f_k #) J8(' (/žž
High V_{CE0} , high f_T , Complementary pair with 2SA1018(A).

/ Applications

General amplifier applications.

/ Equivalent Circuit



/ Pinning



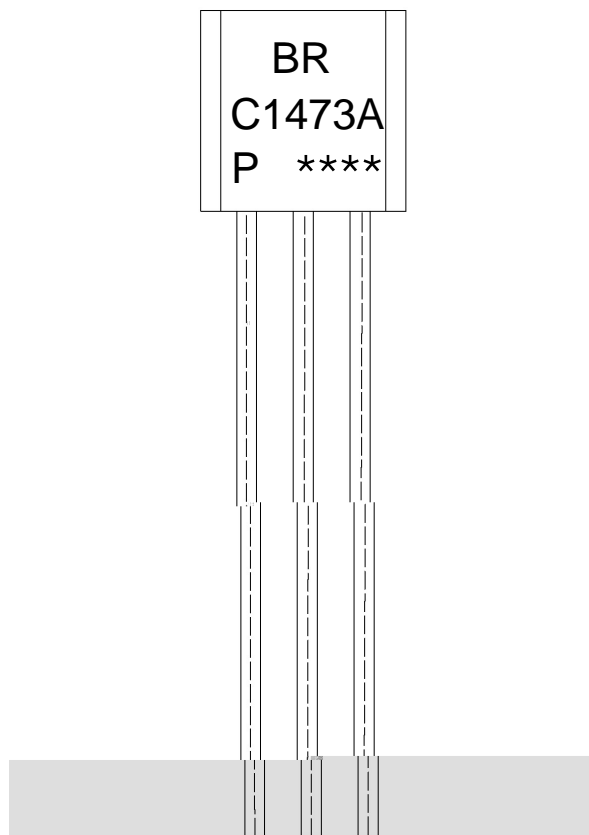
PIN1 Base PIN 2 Collector PIN 3 Emitter

/ h_{FE} Classifications & Marking

h_{FE} Classifications Symbol	P	Q	R
h_{FE} Range	30~100	60~150	100~220

Parameter	Symbol	Rating	Unit	
Collector to Base Voltage	V_{CBO}	2SC1473	250	V
		2SC1473A	300	
Collector to Emitter Voltage	V_{CEO}	2SC1473	200	V
		2SC1473A	300	

/ Marking Instructions



9| 1

: (+. * 8

G1 h_{FE}

!!!!

Note:

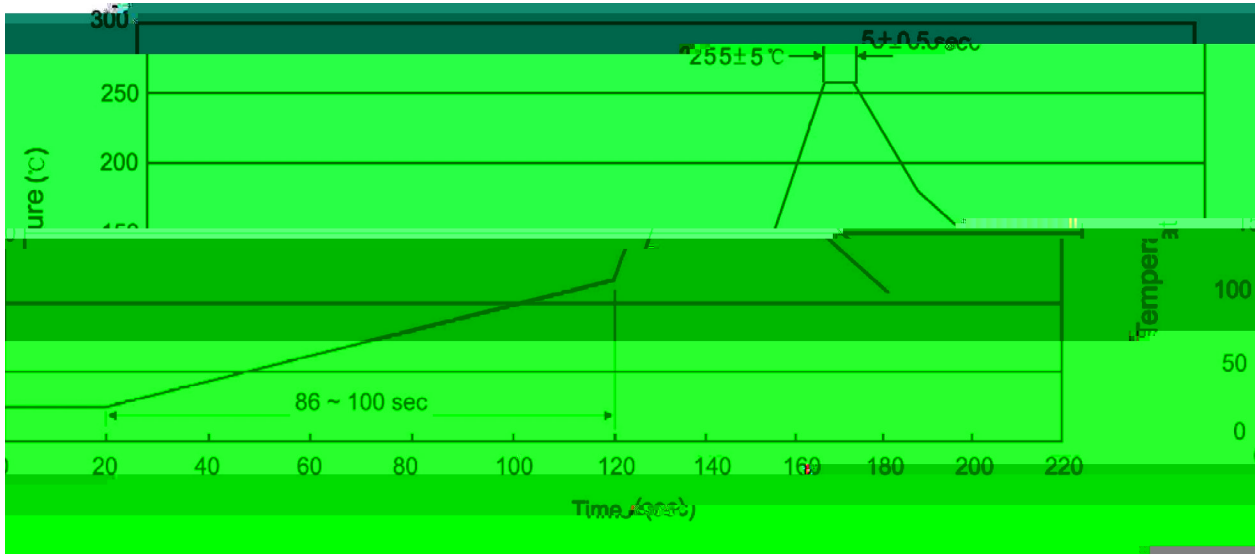
BR: Company Code.

C1473A: Product Type.

P: h_{FE} Classifications Symbol

****: Lot No. Code,code change with Lot No.

() / Temperature Profile for Dip Soldering(Pb-Free)



Note:

- | | | | | | |
|---|-------|-----|-----------|--------|---|
| 1 | 25 | 150 | 60 | 90sec; | 1.Preheating:25~150 , Time:60~90sec. |
| 2 | 255±5 | | 5±0.5sec; | | 2.Peak Temp.:255±5 , Duration:5±0.5sec. |
| 3 | | 2 | 10 | /sec. | 3. Cooling Speed: 2~10 /sec. |

/ Resistance to Soldering Heat Test Conditions

270±5 10±1 sec. Temp:270±5 Time:10±1 sec

/ Packaging SPEC.

/ BULK

Package Type	Units					Dimension (unit mm3)		
	Units/Bag /	Bags/Inner Box /	Units/Inner Box /	Inner Boxes/Outer Box /	Units/Outer Box /	Bag	Inner Box	Outer Box
TO-92	1,000	10	10,000	5	50,000	135×190	237×172×102	560×245×195
	1,000	10	10,000	10	100,000	135×190	237×172×102	560×245×375

/ AMMO

Package Type	Units					Dimension (unit mm3)	
	Units/tape /	Tape/Inner Box /	Rows/Inner Box /	Inner Boxes/Outer Box /	Units/Outer Box /	Inner Box	Outer Box
TO-92	3,000	1	120	10	30,000	328×230×42	480×346×235 547×407×268

/ Notices