

/ Descriptions

KF 50) CD E GE Silicon NPN transistor in a TO-92LM Plastic Package.

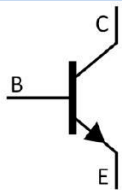
/ Features

) J80* +
High P_C, low collector saturation voltage, complementary pair with 2SA934.

/ Applications

() N
1 2W low frequency amplifiers.

/ Equivalent Circuit



/ Pinning

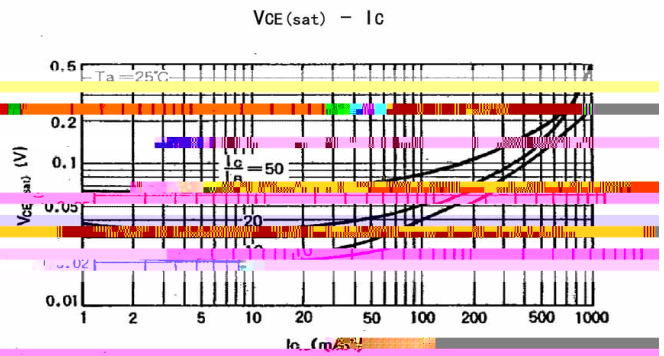
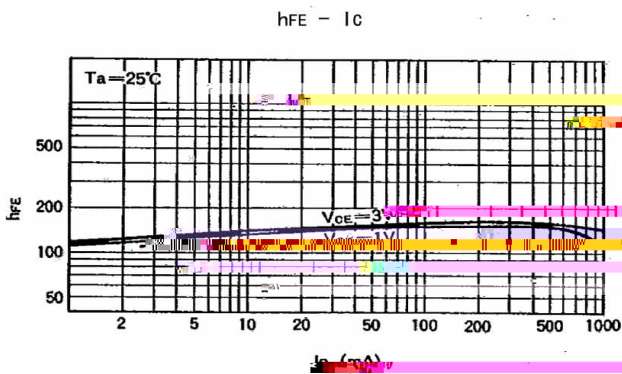
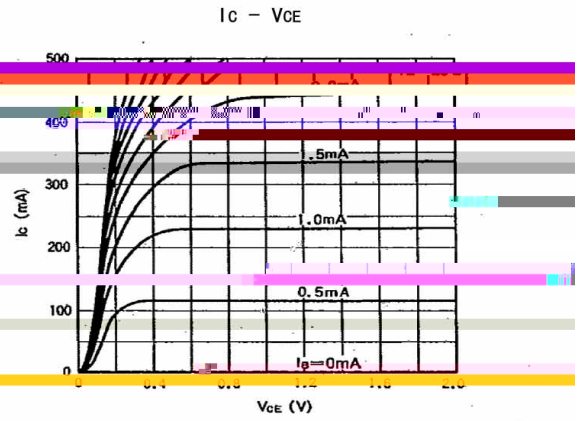
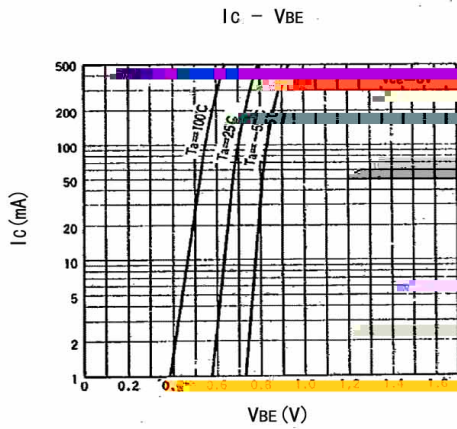
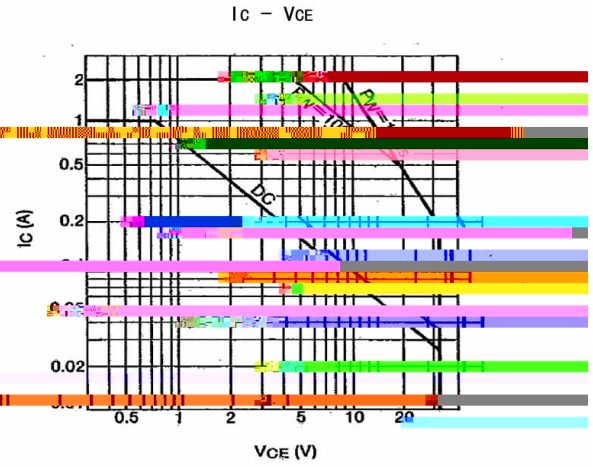
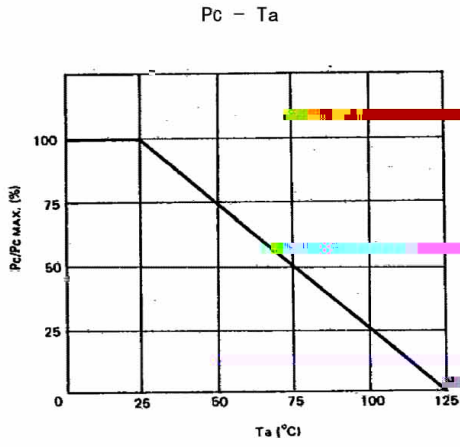


PIN1 Base PIN 2 Collector PIN 3 Emitter

/ h_{FE} Classifications & Marking

h _{FE} Classifications Symbol	P	Q	R
h _{FE} Range	82 180	120 270	180 390

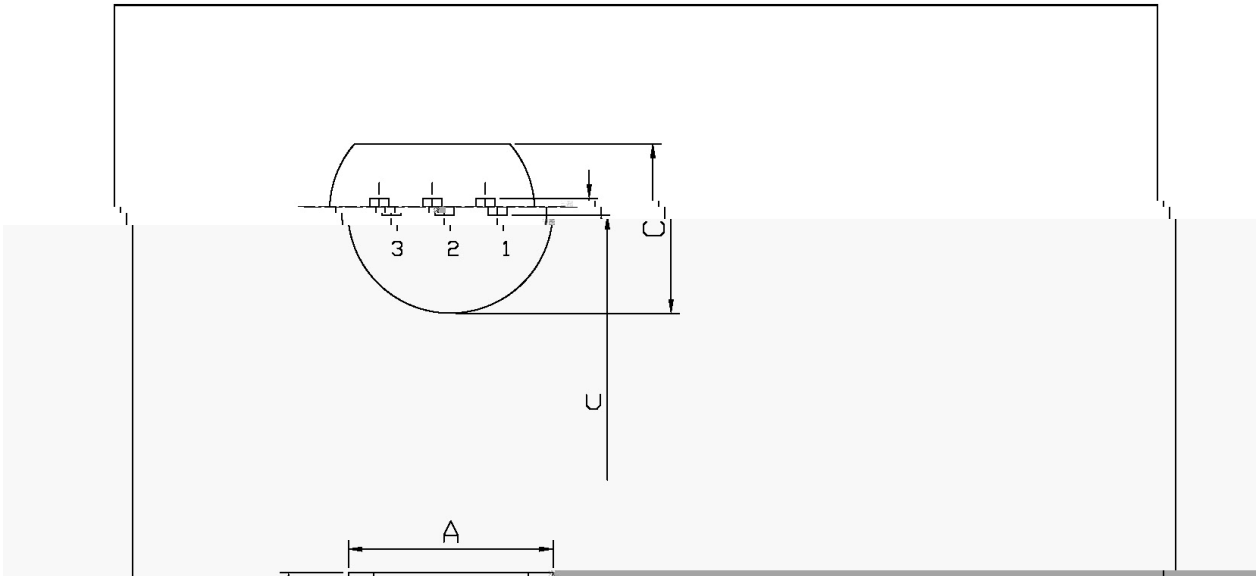
/ Electrical Characteristic Curve



/ Package Dimensions

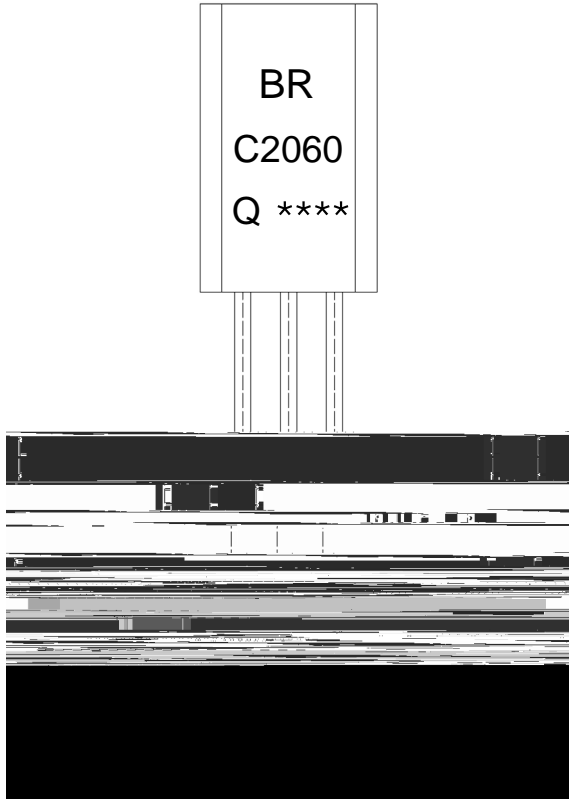
TO-92LM

Unit: mm



Symbol	Dimensions In Millimeters	
	Min	Max
A	1.27	1.27
U	0.91	0.91
U ₁	0.25	0.25
U ₂	0.25	0.25
U ₃	0.25	0.25
U ₄	0.25	0.25
U ₅	0.25	0.25
U ₆	0.25	0.25
U ₇	0.25	0.25
U ₈	0.25	0.25
U ₉	0.25	0.25
U ₁₀	0.25	0.25
U ₁₁	0.25	0.25
U ₁₂	0.25	0.25
U ₁₃	0.25	0.25
U ₁₄	0.25	0.25
U ₁₅	0.25	0.25
U ₁₆	0.25	0.25
U ₁₇	0.25	0.25
U ₁₈	0.25	0.25
U ₁₉	0.25	0.25
U ₂₀	0.25	0.25
U ₂₁	0.25	0.25
U ₂₂	0.25	0.25
U ₂₃	0.25	0.25
U ₂₄	0.25	0.25
U ₂₅	0.25	0.25
U ₂₆	0.25	0.25
U ₂₇	0.25	0.25
U ₂₈	0.25	0.25
U ₂₉	0.25	0.25
U ₃₀	0.25	0.25
U ₃₁	0.25	0.25
U ₃₂	0.25	0.25
U ₃₃	0.25	0.25
U ₃₄	0.25	0.25
U ₃₅	0.25	0.25
U ₃₆	0.25	0.25
U ₃₇	0.25	0.25
U ₃₈	0.25	0.25
U ₃₉	0.25	0.25
U ₄₀	0.25	0.25
U ₄₁	0.25	0.25
U ₄₂	0.25	0.25
U ₄₃	0.25	0.25
U ₄₄	0.25	0.25
U ₄₅	0.25	0.25
U ₄₆	0.25	0.25
U ₄₇	0.25	0.25
U ₄₈	0.25	0.25
U ₄₉	0.25	0.25
U ₅₀	0.25	0.25
U ₅₁	0.25	0.25
U ₅₂	0.25	0.25
U ₅₃	0.25	0.25
U ₅₄	0.25	0.25
U ₅₅	0.25	0.25
U ₅₆	0.25	0.25
U ₅₇	0.25	0.25
U ₅₈	0.25	0.25
U ₅₉	0.25	0.25
U ₆₀	0.25	0.25
U ₆₁	0.25	0.25
U ₆₂	0.25	0.25
U ₆₃	0.25	0.25
U ₆₄	0.25	0.25
U ₆₅	0.25	0.25
U ₆₆	0.25	0.25
U ₆₇	0.25	0.25
U ₆₈	0.25	0.25
U ₆₉	0.25	0.25
U ₇₀	0.25	0.25
U ₇₁	0.25	0.25
U ₇₂	0.25	0.25
U ₇₃	0.25	0.25
U ₇₄	0.25	0.25
U ₇₅	0.25	0.25
U ₇₆	0.25	0.25
U ₇₇	0.25	0.25
U ₇₈	0.25	0.25
U ₇₉	0.25	0.25
U ₈₀	0.25	0.25
U ₈₁	0.25	0.25
U ₈₂	0.25	0.25
U ₈₃	0.25	0.25
U ₈₄	0.25	0.25
U ₈₅	0.25	0.25
U ₈₆	0.25	0.25
U ₈₇	0.25	0.25
U ₈₈	0.25	0.25
U ₈₉	0.25	0.25
U ₉₀	0.25	0.25
U ₉₁	0.25	0.25
U ₉₂	0.25	0.25
U ₉₃	0.25	0.25
U ₉₄	0.25	0.25
U ₉₅	0.25	0.25
U ₉₆	0.25	0.25
U ₉₇	0.25	0.25
U ₉₈	0.25	0.25
U ₉₉	0.25	0.25
U ₁₀₀	0.25	0.25

/ Marking Instructions

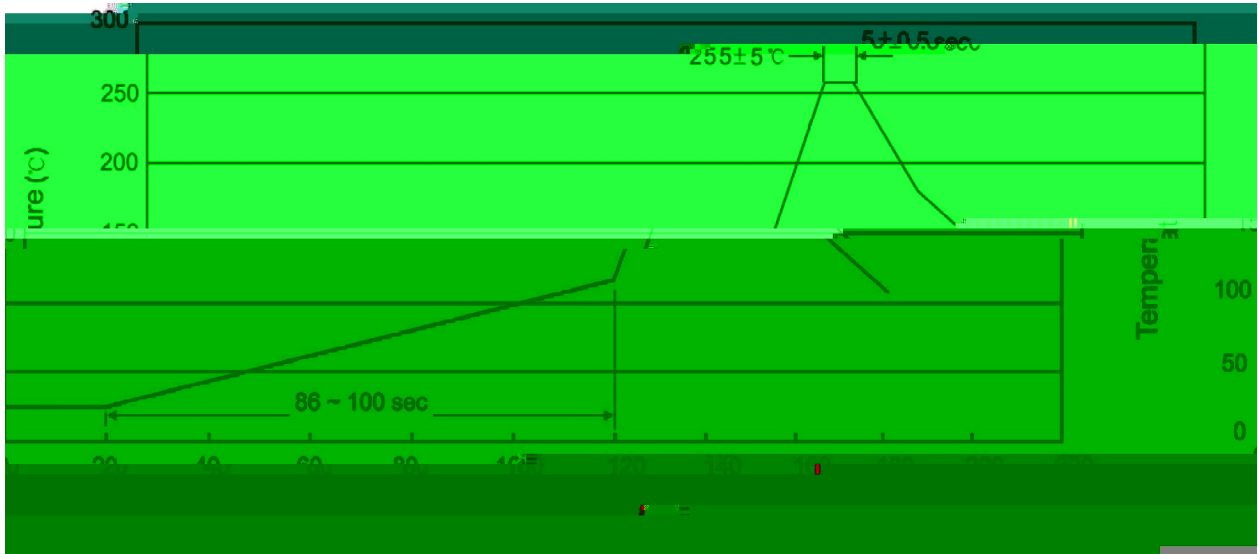


9| 1
:)
H1
!!!!

Note:

- BR: Company Code.
- C2060: Product Type.
- Q: h_{FE} Classifications Symbol
- ****: Lot No. Code, code change with Lot No.

() / Temperature Profile for Dip Soldering(Pb-Free)



Note:

- | | | | | | |
|---|--------|-----|-----|----------|---|
| 1 | 25 | 150 | 60 | 90sec; | 1.Preheating:25~150 , Time:60~90sec. |
| 2 | 255..5 | | 5.. | 0.5sec; | 2.Peak Temp.:255..5 , Duration:5..0.5sec. |
| 3 | | | 2 | 10 /sec. | 3. Cooling Speed: 2~10 /sec. |

/ Resistance to Soldering Heat Test Conditions

270..5 10...1 sec. Temp.:270±5 Time:10±1 sec

/ Packaging SPEC.

/ BULK

Package Type 封装形式	Units 包装数量					Dimension 包装尺寸 (unit: mm3)		
	Units/Bag 只/袋	Bags/Inner Box 袋/盒	Units/Inner Box 只/盒	Inner Boxes/Outer Box 盒/箱	Units/Outer Box 只/箱	Bag 袋	Inner Box 盒	Outer Box 箱
TO-92LM	1,000	8	8,000	5	40,000	135×190	237×172×102	560×245×195

/ AMMO

Package Type 封装形式	Units 包装数量					Dimension 包装尺寸 (unit: mm3)	
	Units/tape 只/纸带	Tape/Inner Box 纸带/盒	Rows/Inner Box 纸带层/盒	Inner Boxes/Outer Box 盒/箱	Units/Outer Box 只/箱	Inner Box 盒	Outer Box 箱
TO-92LM	2,500	1	100	10	25,000	328×230×42	小箱 480×346×235 大箱 547×407×268

/ Notices