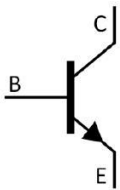


TO-92LM NPN Silicon NPN transistor in a TO-92LM Plastic Package.

, 2SA1145

High transition frequency, small collector output capacitance complementary pair with 2SA1145.

Audio frequency amplifier applications.



PIN1 Base PIN 2 Collector PIN 3 Emitter

Parameter	Symbol	Rating	Unit
Collector to Base Voltage	V_{CBO}	150	V
Collector to Emitter Voltage	V_{CEO}	150	V
Emitter to Base Voltage	V_{EBO}	5.0	V
Collector Current (DC)	I_C	50	mA
Base Current	I_B	5.0	mA
Collector Power Dissipation	P_C	800	mW
Junction Temperature	T_j	150	
Storage Temperature Range	T_{stg}	-55 150	

..MUbGs H1bGs5

Parameter Symbol Test Conditions Min Typ Max

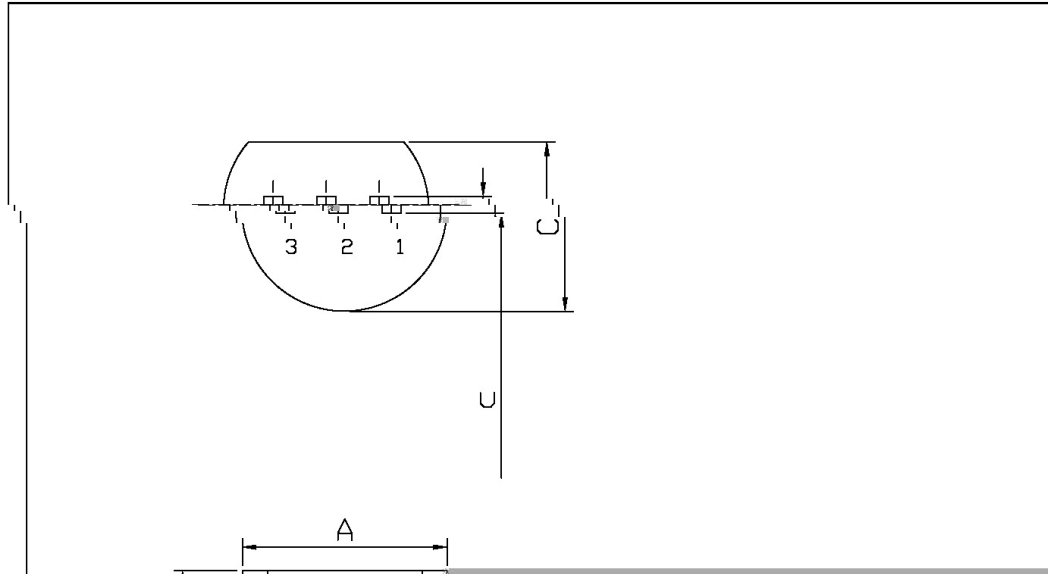
Parameter	Symbol	Test Conditions	Min	Typ	Max	Unit
Cut-Off Current	I_{EBO}	$V_{EB}=5.0V$ $I_C=0$			0.1	μA
DC Current Gain	h_{FE}	$V_{CE}=5.0V$ $I_C=10mA$	80		240	
Collector to Emitter Saturation Voltage	$V_{CE(sat)}$	$I_C=10mA$ $I_B=1.0mA$			1.0	V
Base to Emitter Voltage	V_{BE}	$V_{CE}=5.0V$ $I_C=10mA$			0.8	V
Transition Frequency	f_T	$V_{CE}=5.0V$ $I_C=10mA$		200		MHz
Collector output capacitance	C_{ob}	$V_{CB}=10V$ $f=1.0MHz$ $I_E=0$		1.8		pF

2SC2705
Rev.E Mar.-2016

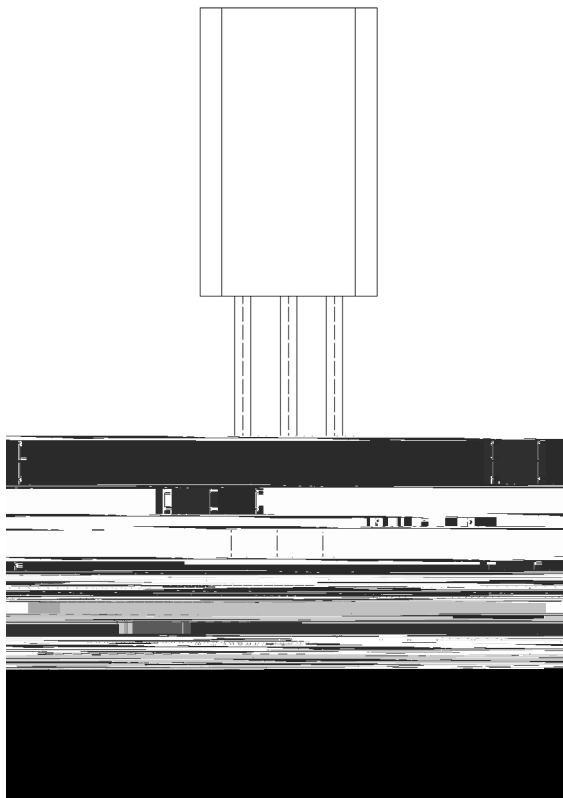
/ Package Dimensions

TO-92LM

Unit: mm



Symbol	Dimensions In Millimeters	
	Min	Max
A	1.47	5.1
C	5.0	5.3
U	2.7	3.0



() / Temperature Profile for Dip Soldering(Pb-Free)



- | | | | | | | |
|---|-------|-----|-----------|--------|---|--------------------------------------|
| 1 | 25 | 150 | 60 | 90sec; | Note: | 1.Preheating:25~150 , Time:60~90sec. |
| 2 | 255±5 | | 5±0.5sec; | | 2.Peak Temp.:255±5 , Duration:5±0.5sec. | |
| 3 | | 2 | 10 /sec. | | 3. Cooling Speed: 2~10 /sec. | |

/ Resistance to Soldering Heat Test Conditions

270±5 10±1 sec. Tf0.56db2fj/TT2 1 Tf2 0 TD-0.0005;