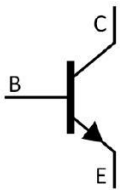


JF K\$) * E GE Silicon NPN transistor in a SOT

High voltage, high current, high h linearity.

Audio frequency general purpose amplifier applications.




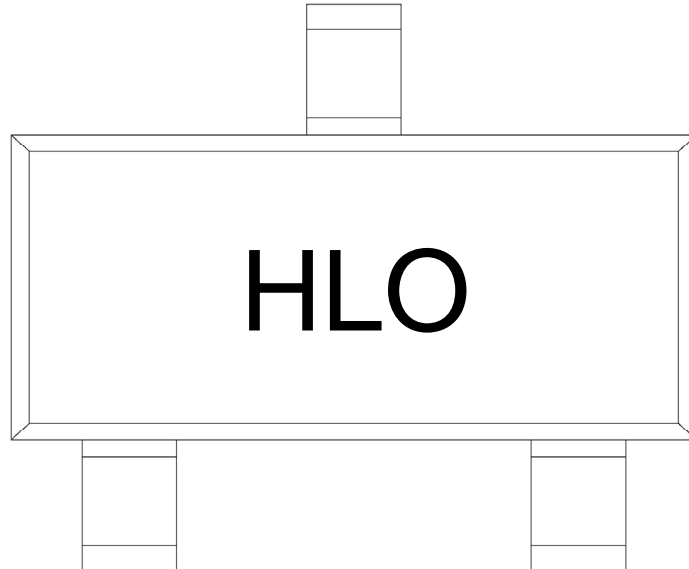
PIN1 Base PIN 2 Emitter PIN 3 Collector

h _{FE} Classifications		O						
Symbol								
h _{FE} Range	70	140	120	240	200	400	350	700
Marking	H01 GLL							

Parameter	Symbol	Rating	Unit
Collector to Base Voltage	V_{CBO}	60	V



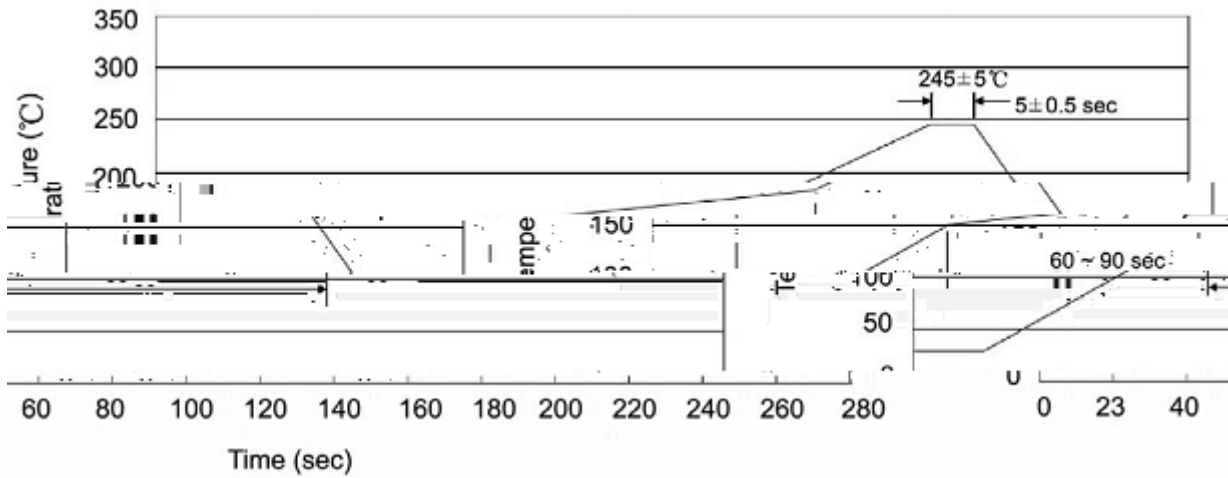




? ? ?
C ? ?
F ? h_{FE}

Note:

- ? Company Code
- C Product Type Code
- F h_{FE} Classifications Symbol

Temperature Profile for IR Reflow Soldering(Pb-Free)


Note:

- | | | | | | |
|---|--------|-----|------------|----------|---|
| 1 | 25 | 150 | 60 | 90sec; | 1.Preheating:25~150 , Time:60~90sec. |
| 2 | 245..5 | | 5..0.5sec; | | 2.Peak Temp.:245..5 , Duration:5..0.5sec. |
| 3 | | | 2 | 10 /sec. | 3. Cooling Speed: 2~10 /sec. |

260..5

10..1 sec.

Temp.:260±5

Time:10±1 sec

/ REEL

Package Type 封装形式	Units 包装数量					Dimension 包装尺寸 (unit: mm ³)		
	只卷盘	卷盘盒	只盒	盒箱	只箱	盒	箱	