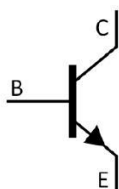


JF K\$) * E GE Silicon NPN transistor in a SOT-23 Plastic Package.

#

Small reverse transfer capacitance, low noise figure.


High frequency amplifier applications.



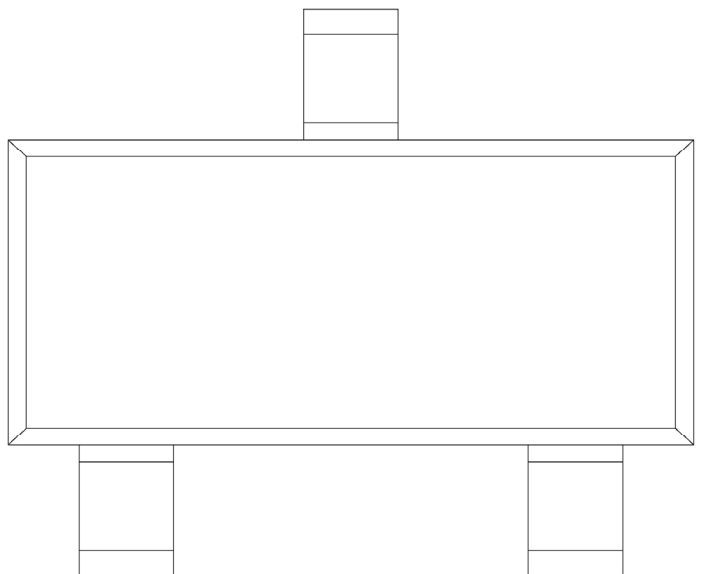
PIN1

Parameter	Symbol	Rating	Unit
Collector to Base Voltage	V_{CBO}	40	V
Collector to Emitter Voltage	V_{CEO}	30	V
Emitter to Base Voltage	V_{EBO}	4.0	V
Collector Current	I_C	20	mA
Emitter Current	I		

/ Package Dimensions

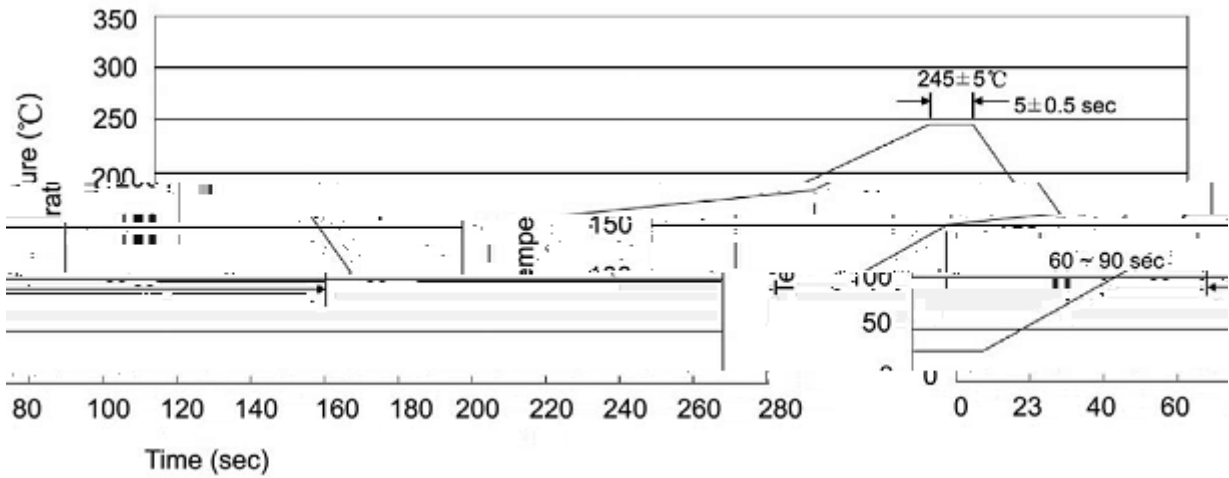


/ Marking Instructions



?
H
I h_{FE}
Note:
? Company
7y

() / Temperature Profile for IR Reflow Soldering(Pb-Free)



Note:

- | | | | | | |
|---|--------|-----|------------|----------|---|
| 1 | 25 | 150 | 60 | 90sec; | 1.Preheating:25~150 , Time:60~90sec. |
| 2 | 245..5 | | 5..0.5sec; | | 2.Peak Temp.:245..5 , Duration:5..0.5sec. |
| 3 | | | 2 | 10 /sec. | 3. Cooling Speed: 2~10 /sec. |

/ Resistance to Soldering ⑤ Test Conditions

260..5 10..1 sec. Temp.:260±5 Time:10±1 sec

/ Packaging SPEC.

/ REEL

Package Type 封装形式	Units 包装数量					Dimension 包装尺寸 (unit: mm ³)		
	Units/Reel 只/卷盘	Reels/Inner Box 卷盘/盒	Units/Inner Box 只/盒	Inner Boxes/Outer Box 盒/箱	Units/Outer Box 只/箱	Reel	Inner Box 盒	Outer Box 箱
SOT-23	3,000	10	30,000	6	180,000	7 ×8	180×120×180	390×385×205

/ Notices