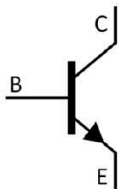


SOT-89 NPN Silicon NPN transistor in a SOT-89 Plastic Package.

2SA1201
 High f_T , high V_{CE0} , small flat package, complementary pair with 2SA1201.

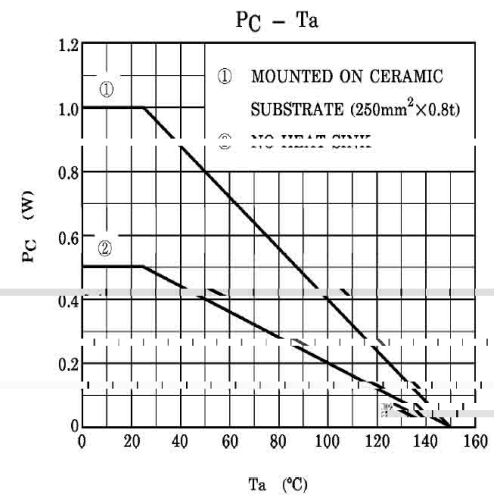
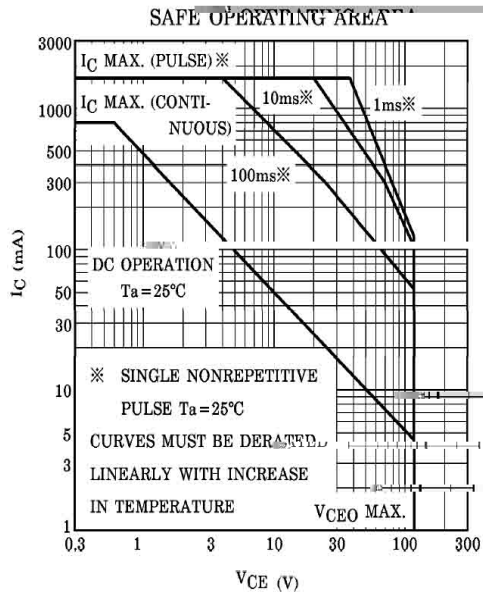
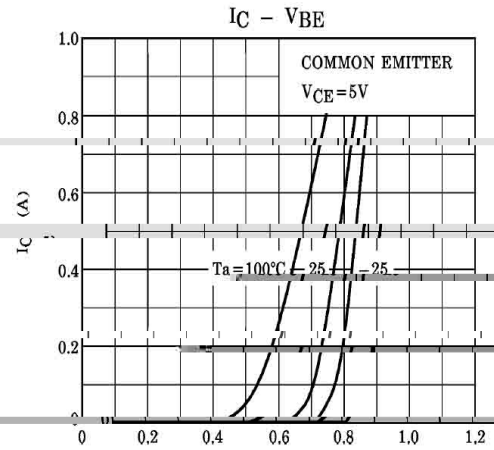
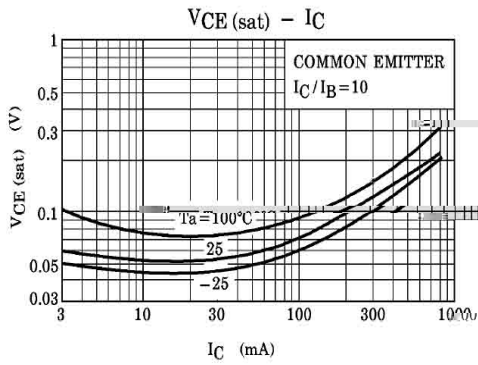
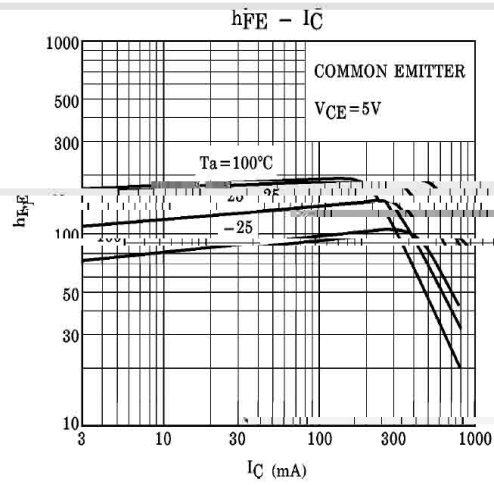
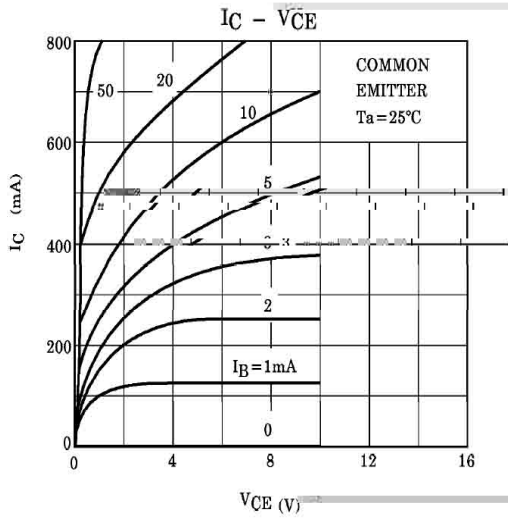
Power amplifier applications.




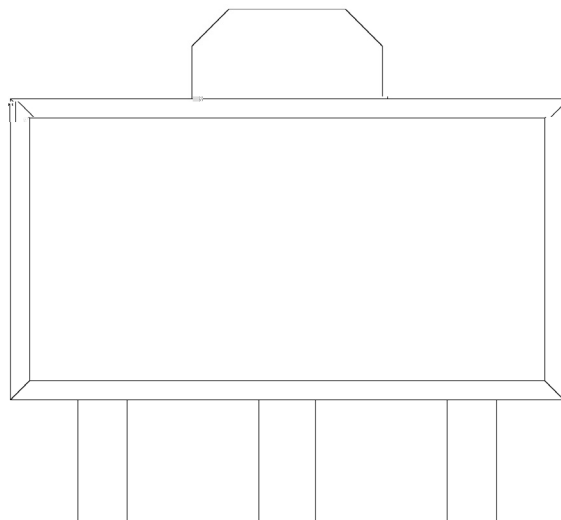
PIN1 Base PIN 2 Collector PIN 3 Emitter

h_{FE} Classifications Symbol	O	Y
h_{FE} Range	80 160	120 240
Marking	HCO * *	HCY * *

Parameter	Symbol	Rating	Unit
Collector to Base Voltage	V_{CBO}	120	V
Collector to Emitter Voltage	V_{CEO}	120	V
Emitter to Base Voltage	V_{EBO}	5.0	V
Collector Current-Continuous	I_C	800	mA
Collector Base-Continuous	I_B	160	mA
Collector Power Dissipation	P_C	500	mW
Collector Power Dissipation*	* P_C	1.0	W







H

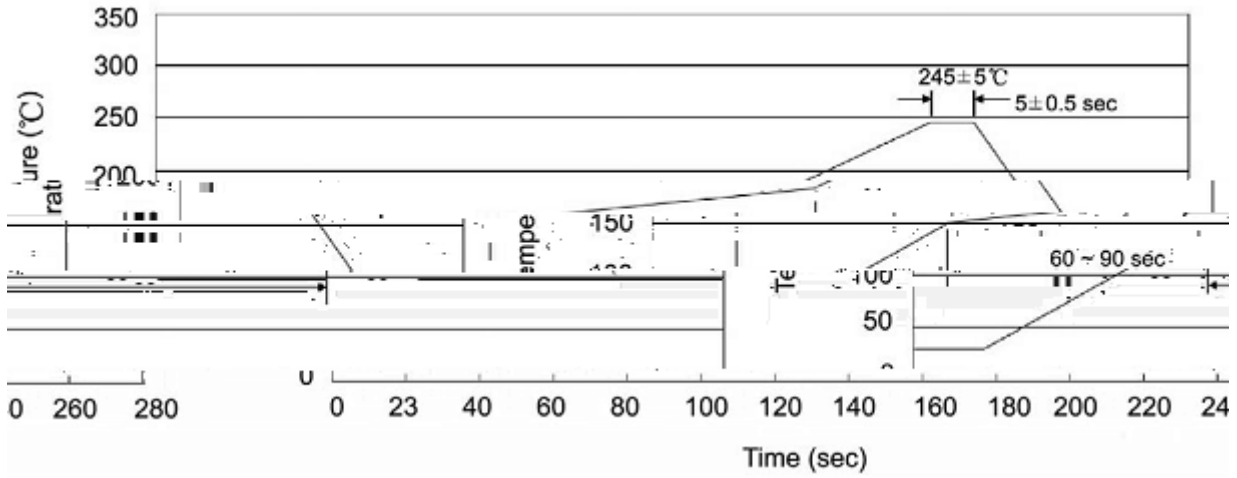
C

O

**

Note:

H: Company Code.



Note:

- | | | | | | |
|---|-------|-----|----|-----------|---|
| 1 | 25 | 150 | 60 | 90sec; | 1.Preheating:25~150 , Time:60~90sec. |
| 2 | 245±5 | | | 5±0.5sec; | 2.Peak Temp.:245±5 , Duration:5±0.5sec. |
| 3 | | | 2 | 10 /sec. | 3. Cooling Speed: 2~10 /sec. |

 260 ± 5
 $10 \pm 1 \text{ sec.}$

 Temp.: 260 ± 5

 Time: $10 \pm 1 \text{ sec}$

/ REEL

Package Type	Units					Dimension (unit mm ³)		
	Units/Reel	Reels/Inner Box	Units/Inner Box	Inner Boxes/Outer Box	Units/Outer Box	Reel	Inner Box	Outer Box
SOT-89	1,000	7	7,000	8	56,000	7 ×12	180×120×180	385×257×392