

**/ Descriptions**

SOT-23          NPN                          Silicon NPN transistor in a SOT-23 Plastic Package.

**/ Features**

High  $f_T$ .

**/ Applications**

High frequency general-purpose amplifier applications.

**/ Equivalent Circuit**



**/ Pinning**



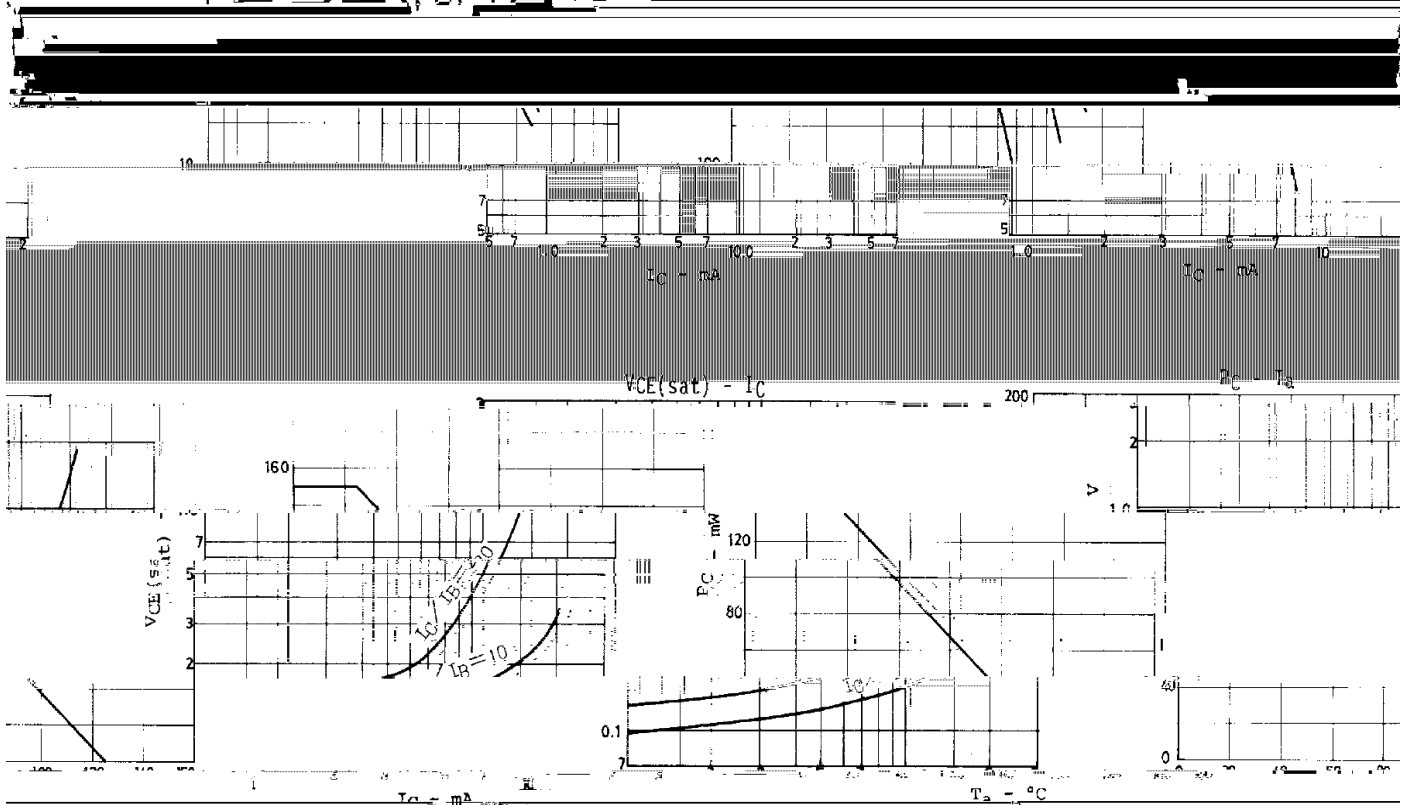
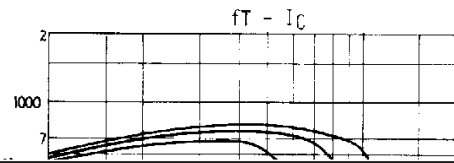
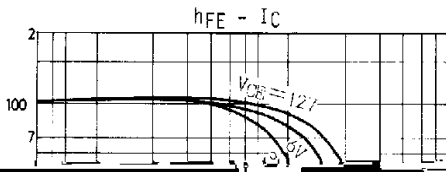
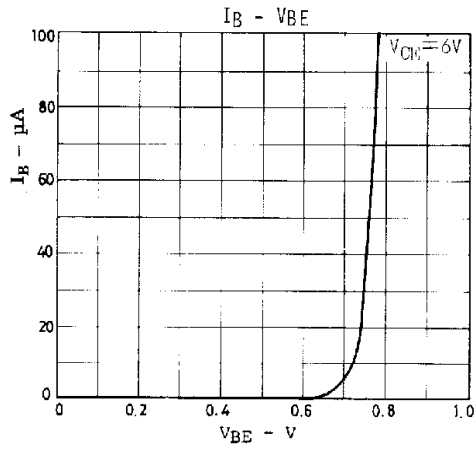
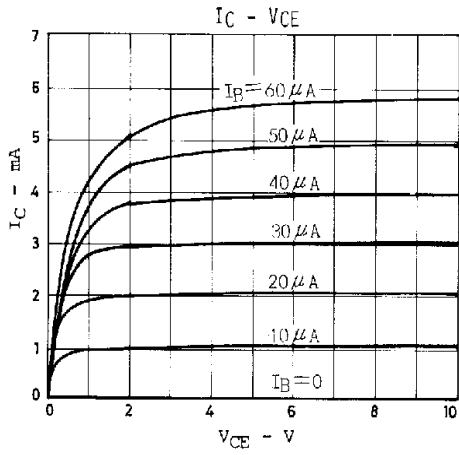
PIN1 Base          PIN 2 Emitter          PIN 3 Collector

**/  $h_{FE}$  Classifications & Marking**


$h_{FE}$ Classifications Symbol	2	3	4
$h_{FE}$ Range	40 80	60 120	90 180
Marking	HJ2	J3H	HJ4

Parameter	Symbol	Rating	Unit
Collector to Base Voltage	$V_{CBO}$	25	V
Collector to Emitter Voltage	$V_{CEO}$	20	V
Emitter to Base Voltage	$V_{EBO}$	3.0	V
Collector Current	$I_C$	30	mA
Collector Power Dissipation	$P_C$	150	mW
Junction Temperature	$T_j$	150	
Storage Temperature Range	$T_{stg}$		

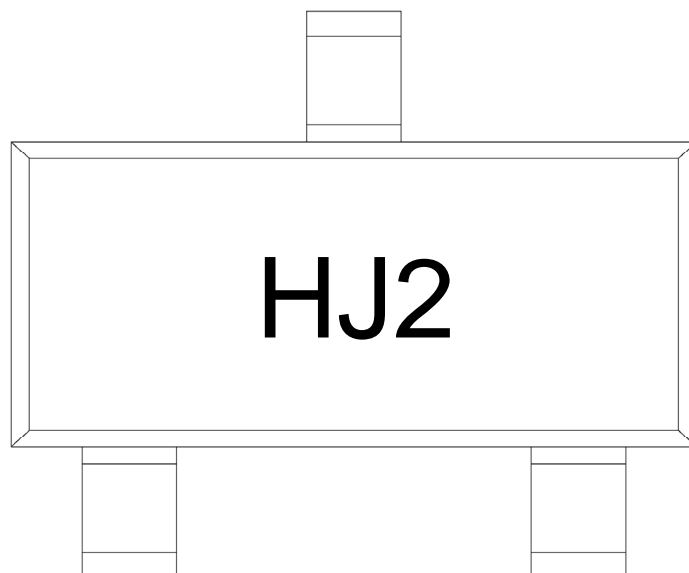
/ Electrical Characteristic Curve



/ Package Dimensions



/ Marking Instructions



H

J

2             $h_{FE}$

Note:

H            Company Code

J            Product Type Code

2             $h_{FE}$  Classifications Symbol Code

