

/ Descriptions

Silicon NPN transistor in a TO-220F Plastic Package.

/ Features

High f_T , complementary pair with 2SA1930.


/ Applications

General power and driver stage amplifier applications.

/ Equivalent Circuit



/ Pinning



PIN1 Base PIN 2 Collector PIN 3 Emitter

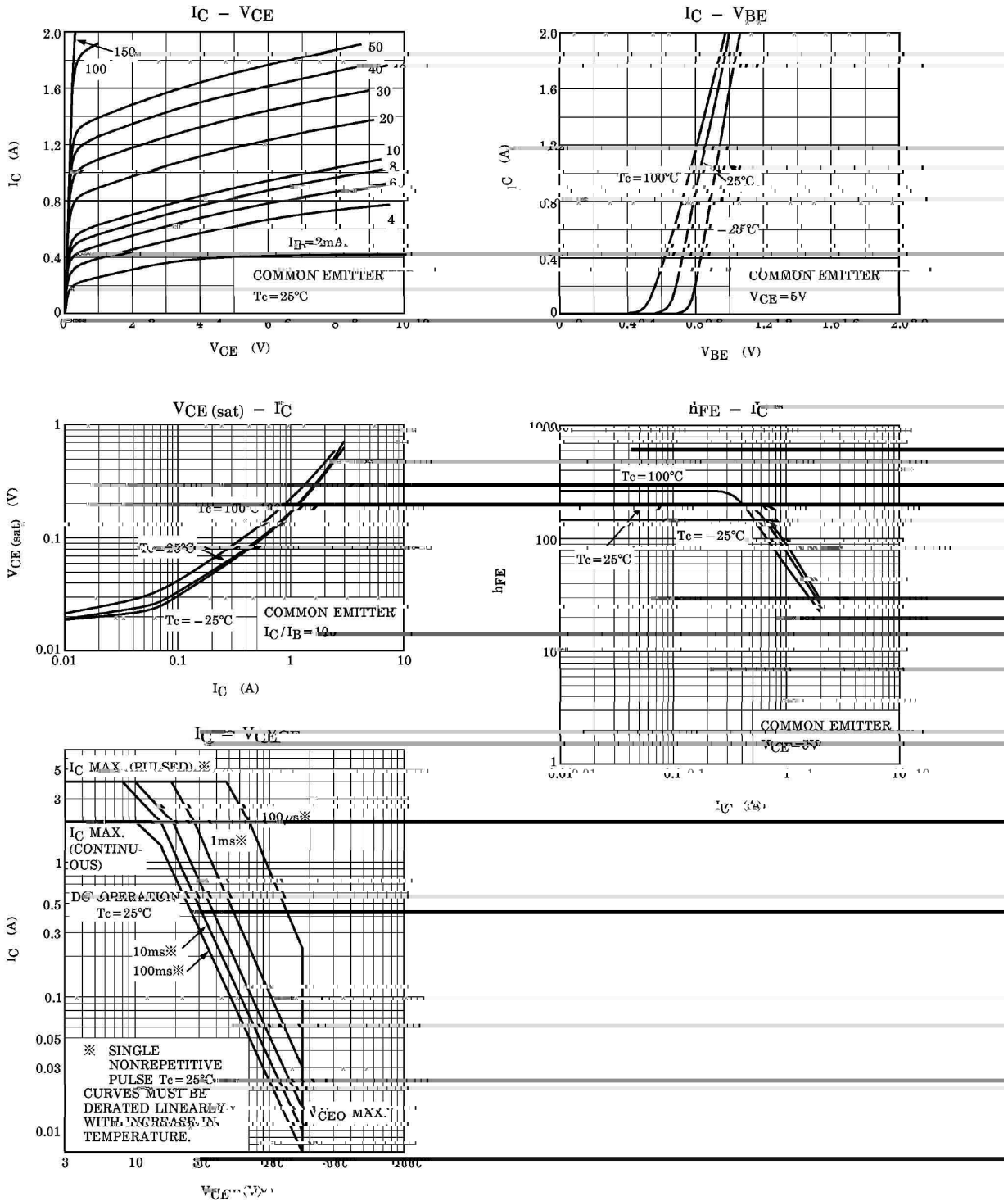
/ h_{FE} Classifications & Marking

See Marking Instructions.

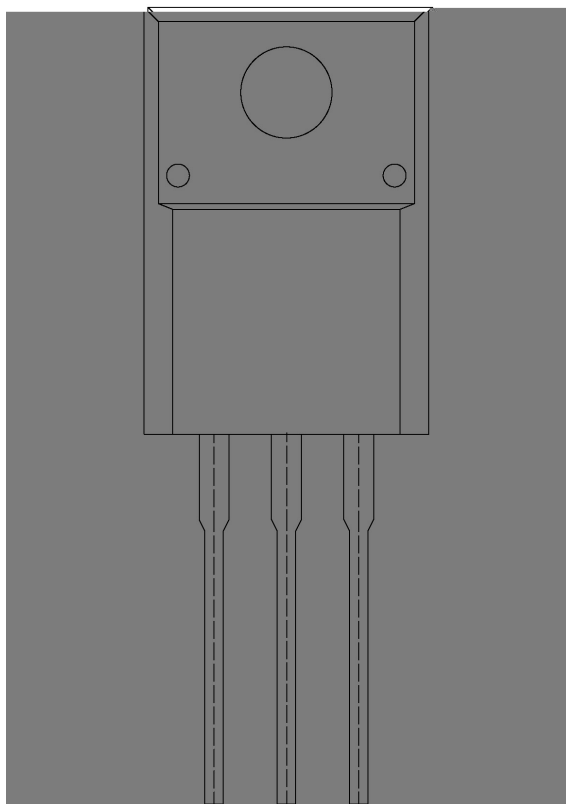
Parameter	Symbol	Rating	Unit
Collector to Base Voltage	V_{CBO}	180	V
Collector to Emitter Voltage	V_{CEO}	180	V
Emitter to Base Voltage	V_{EBO}	5.0	V
Collector Current - Continuous	I_C	2.0	A
Base Current - Continuous	I_B	1.0	A
Collector Power Dissipation	P_C	2.0	W
Collector Power Dissipation	$P_C(T_c=25^\circ\text{C})$	20	W
Junction Temperature	T_j	150	
Storage Temperature Range	T_{stg}	-55 150	

Parameter	Symbol	Test Conditions	Min	Ty10.1.30	Max	Unit
Collector to Emitter Breakdown Voltage	V_{CEO}	$I_C=10\text{mA}$ $I_B=0$	180			V
Collector Cut-Off Current	I_{CBO}	$V_{CB}=180\text{V}$ $I_E=0$			5.0	μA

/ Electrical Characteristic Curve



/ Marking Instructions



Note:

BR: Company Code.

