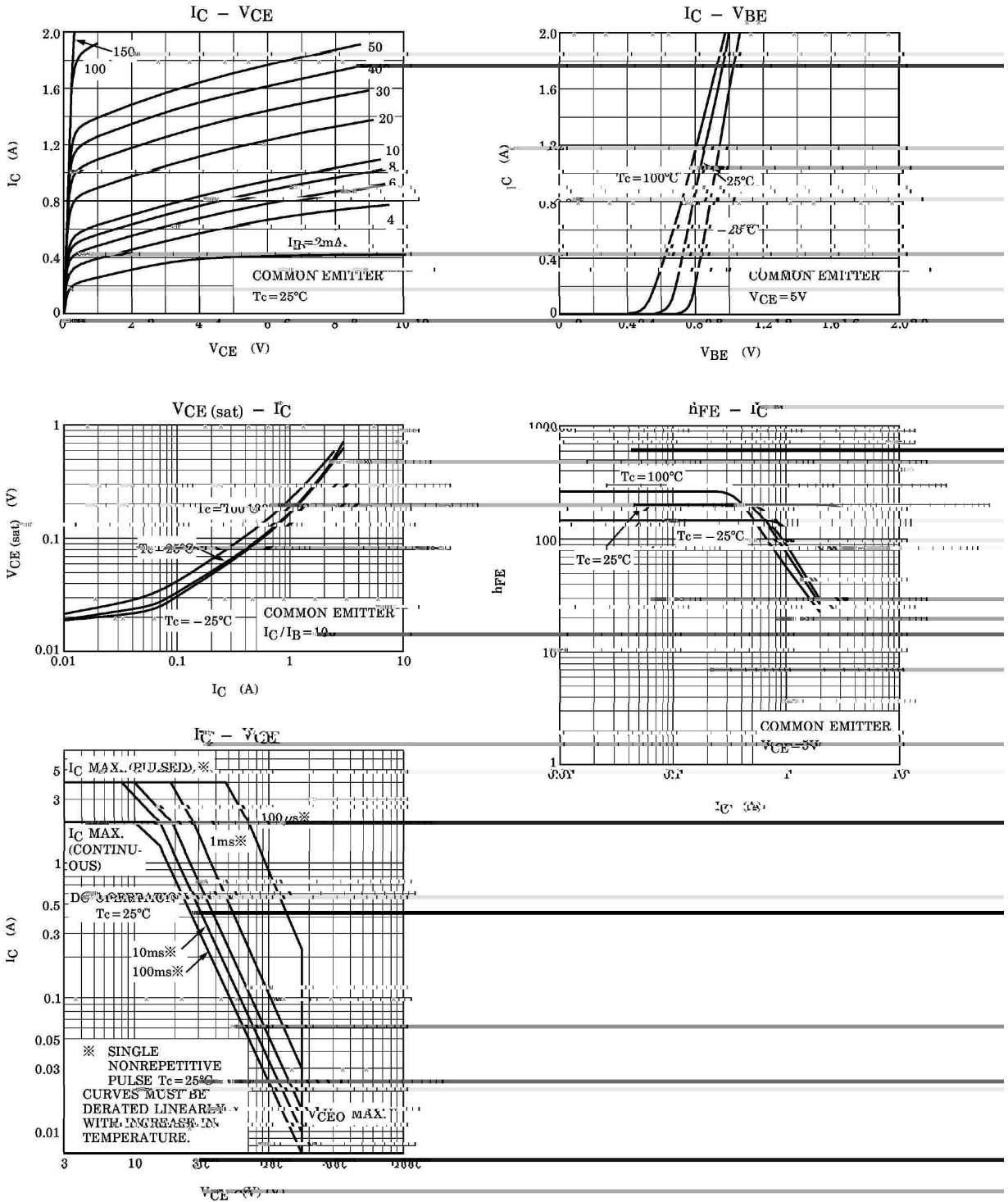



Parameter	Symbol	Rating	Unit
Collector to Base Voltage	V_{CBO}	180	V
Collector to Emitter Voltage	V_{CEO}	180	V
Emitter to Base Voltage	V_{EBO}	5.0	V
Collector Current - Continuous	I_C	2.0	A
Base Current – Continuous	I_B	1.0	A
Collector Power Dissipation	P_C	1.5	W
Collector Power Dissipation Junction Temperature	$P_C(T_c=25^\circ C)$ T_j	20	W

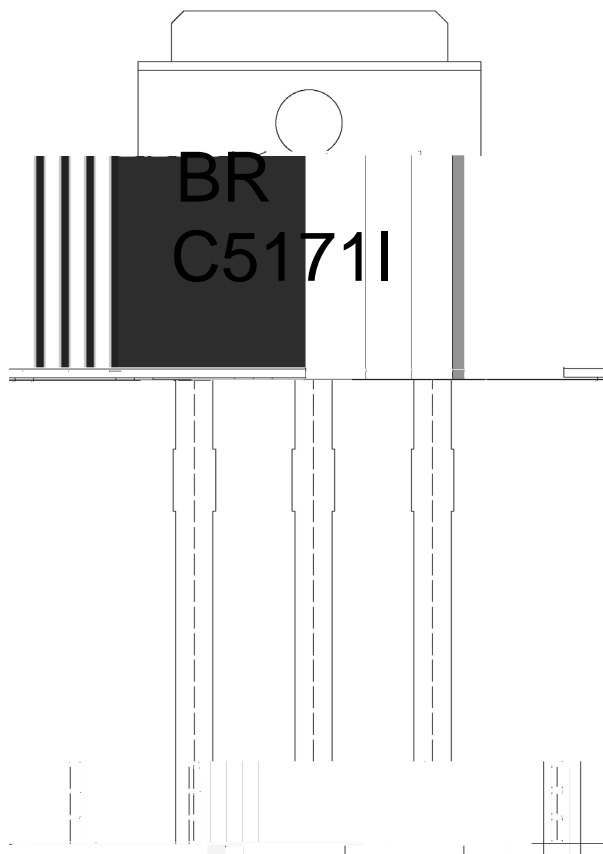
/ Electrical Characteristic Curve



/ Package Dimensions



/ Marking Instructions



BR

C5171I

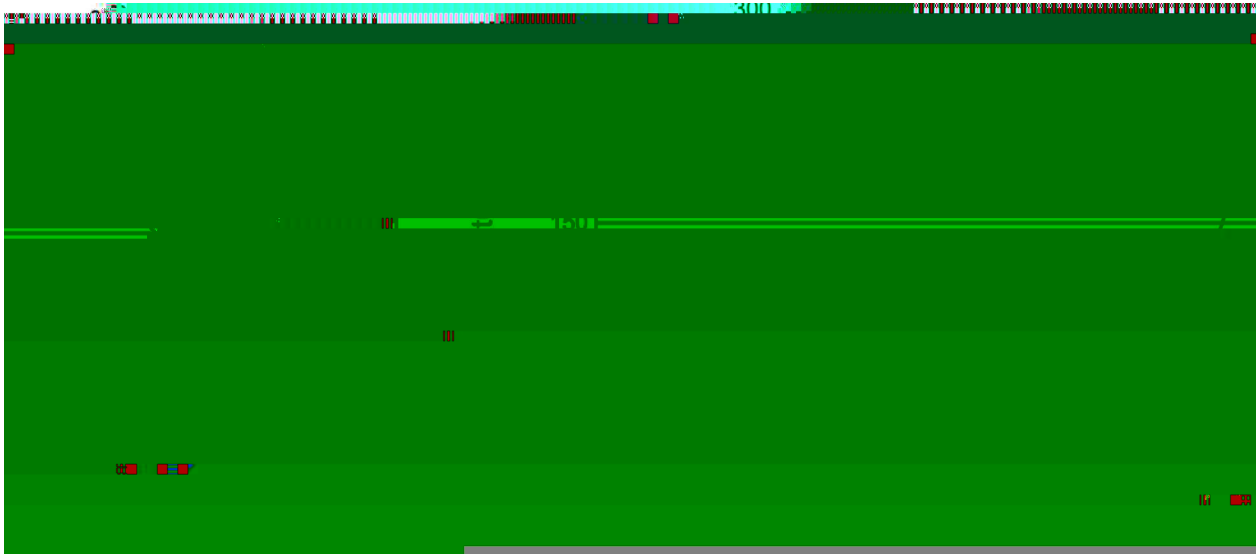
Note:

BR: Company Code

C5171I: Product Type.

****: Lot No. Code, code change with Lot No.

() / Temperature Profile for Dip Soldering(Pb-Free)



- | | | | | | | |
|---|-------|-----|-----------|----------|---|--------------------------------------|
| 1 | 25 | 150 | 60 | 90sec; | Note: | 1.Preheating:25~150 , Time:60~90sec. |
| 2 | 255±5 | | 5±0.5sec; | | 2.Peak Temp.:255±5 , Duration:5±0.5sec. | |
| 3 | | | 2 | 10 /sec. | 3. Cooling Speed: 2~10 /sec. | |

/ Resistance to Soldering Heat Test Conditions

270±5 10±1 sec. Temp.:270±5 Time:10±1 sec

/ Packaging SPEC.

/ BULK

Package Type	Units					Dimension (unit mm ³)		

/ TUBE