

/ Descriptions

TO-126F NPN Silicon NPN transistor in a TO-126F Plastic Package.

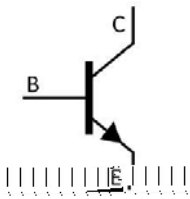
/ Features

Low $V_{CE(sat)}$, large current, high P_C , complementary to 2SB1217.

/ Applications

DC-DC
It is suitable for DC-DC converter, or driver of solenoid or motor.

/ Equivalent Circuit



/ Pinning



PIN1 Emitter PIN 2 Collector PIN 3 Base

/ h_{FE} Classifications & Marking

h_{FE} Classifications Symbol	M	L	K
h_{FE} Range	100 200	60 320	200 400

2SD1818
Rev.E Mar.-2016

r.-2016

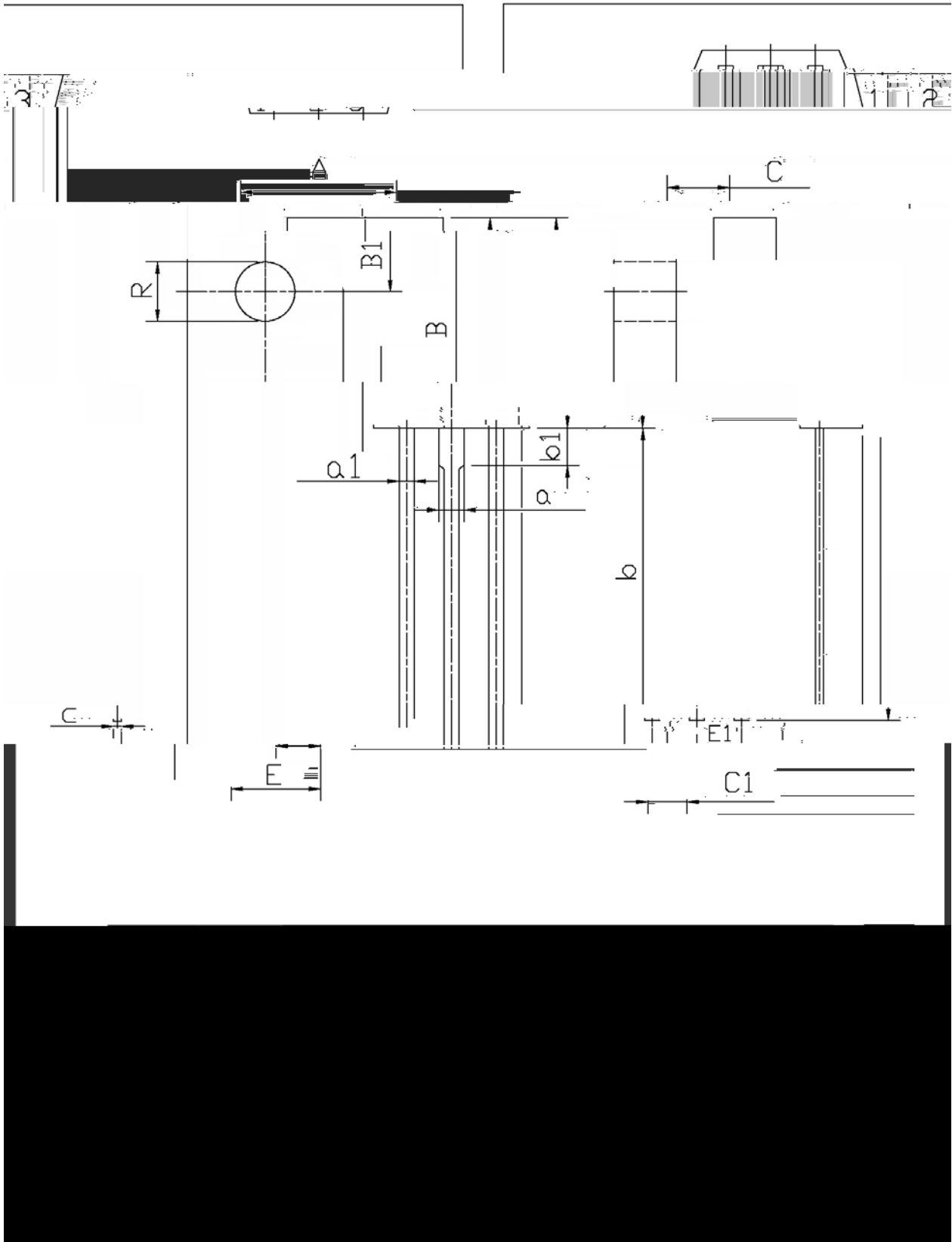
r.-2016

R1

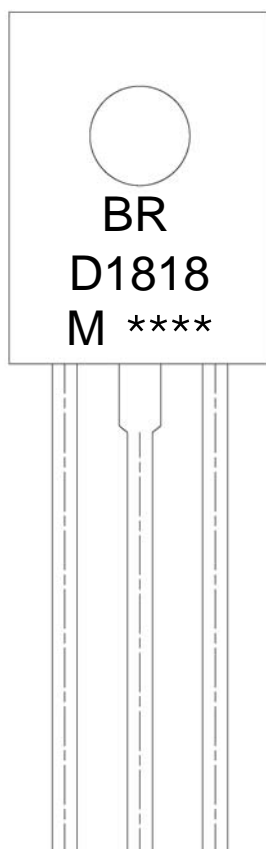
/ Package Dimensions

IP-126F

单位: mm



/ Marking Instructions



BR

D1818

M: h_{FE}

Note:

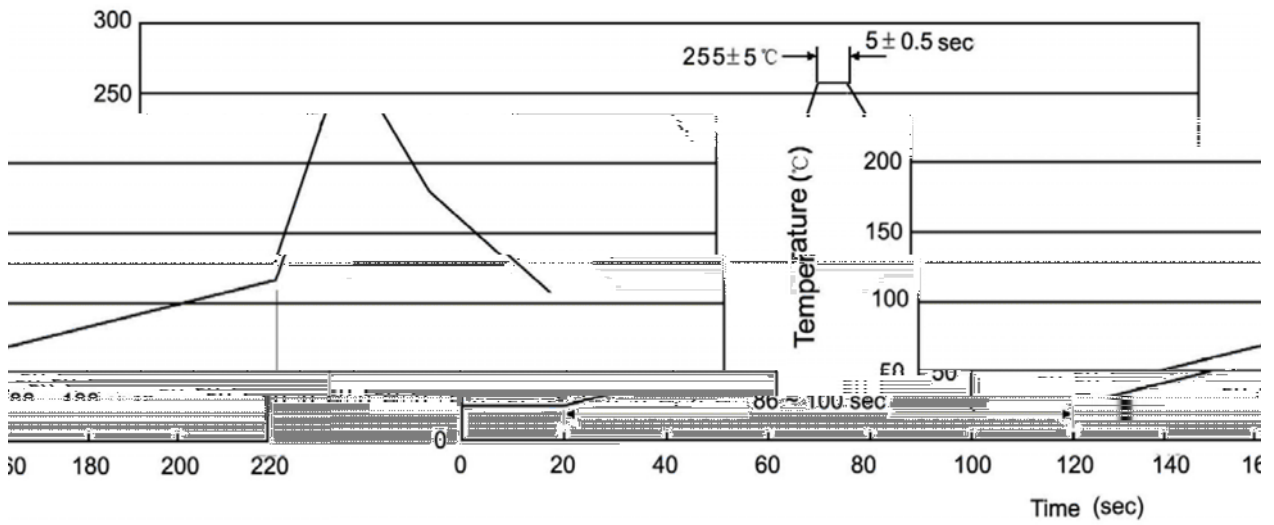
BR: Company Code

D1818: Product Type.

M: h_{FE} Classifications Symbol

****: Lot No. Code, code change with Lot No.

() / Temperature Profile for Dip Soldering(Pb-Free)



Note:

- | | | | | | |
|---|-------|-----|-----------|-----------------------------------------|--------------------------------------|
| 1 | 25 | 150 | 60 | 90sec; | 1.Preheating:25~150 , Time:60~90sec. |
| 2 | 255±5 | | 5±0.5sec; | 2.Peak Temp.:255±5 , Duration:5±0.5sec. | |
| 3 | | | | | |