

2SD1857D

Rev.E May.-2016

/ Descriptions

KF \$,) E GE Silicon NPN transistor in a TO-252 Plastic Package.

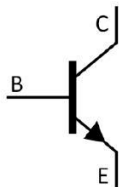
/ Features

High breakdown voltage ,Low collector output capacitance ,High transition frequency.


/ Applications

Power supplies, relay drivers, lamp drivers, and automotive wiring.

/ Equivalent Circuit



/ Pinning




PIN1 Base PIN 2,4 Collector PIN 3 Emitter

/ h_{FE} Classifications & Marking


h_{FE} Classifications Symbol	P	Q	R
h_{FE} Range	82 180	120 270	180 390

Parameter	Symbol	Rating	Unit
Collector to Base Voltage	V_{CBO}	120	V
Collector to Emitter Voltage	V_{CEO}	120	V
Emitter to Base Voltage	V_{EBO}	5	V
Collector Current - Continuous	I_C	2	A
Collector Current – Continuous(Pulse)	I_{CP}	3	A
Collector Power Dissipation	P_C	1.75	W
Junction Temperature	T_j	150	
Storage Temperature Range	T_{stg}	-55 150	

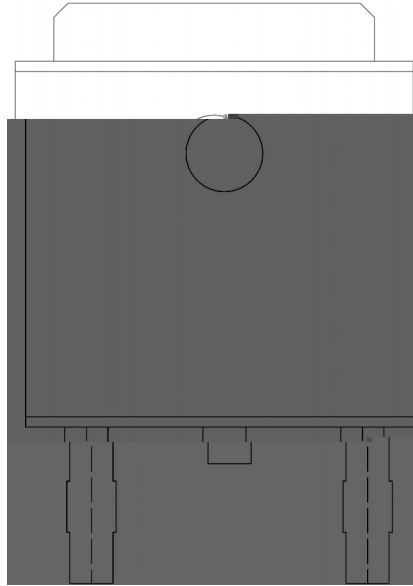
/ Electrical Characteristic Curve



/ Package Dimensions



/ Marking Instructions



BR

; (/ ;

G1 h_{FE}

!!!!

Note:

BR: Company Code

D1857D: Product Type.

P: h_{FE} Classifications Symbol

****.

2SD1857D
Rev.E May.-2016

DATA SHEET