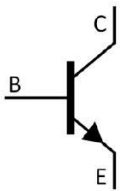


Rev.E Mar.-2016

Silicon NPN transistor in a SOT-23 Plastic Package.

 High P_C and h_{FE} , excellent h_{FE} linearity, complementary pair with 9015W.

Low frequency, low noise pre-amplifier.



PIN1 Emitter PIN 2 Base PIN 3 Collector

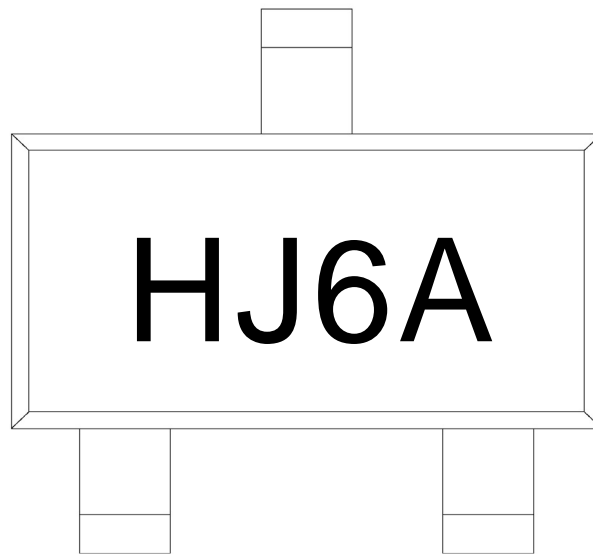
h_{FE} Classifications Symbol	A	B	C	D
h_{FE} Range	60 150	100 300	200 600	400 1000
Marking	HJ6A	HJ6B	HJ6C	HJ6D

Parameter	Symbol	Rating	Unit
Collector to Base Voltage	V_{CBO}	50	V
Collector to Emitter Voltage	V_{CEO}	45	V
Emitter to Base Voltage	V_{EBO}	5.0	V
Collector Current - Continuous	I_C	100	mA
Collector Power Dissipation	P_C	250	mW
Junction Temperature	T_j	150	
Storage Temperature Range	T_{stg}	-55 150	

Parameter	Symbol	Test Conditions	Min	Typ	Max	Unit
Collector to Base Breakdown Voltage	V_{CBO}	$I_C=0.1mA$ $I_E=0$	50			V
Collector to Emitter Breakdown Voltage	V_{CEO}	$I_C=1.0mA$ $I_B=0$	45			V
Emitter to Base Breakdown Voltage	V_{EBO}	$I_E=0.1mA$ $I_C=0$	5.0			V
Collector Cut-Off Current	I					

Rev.E Mar.-2016

Rev.E Mar.-2016



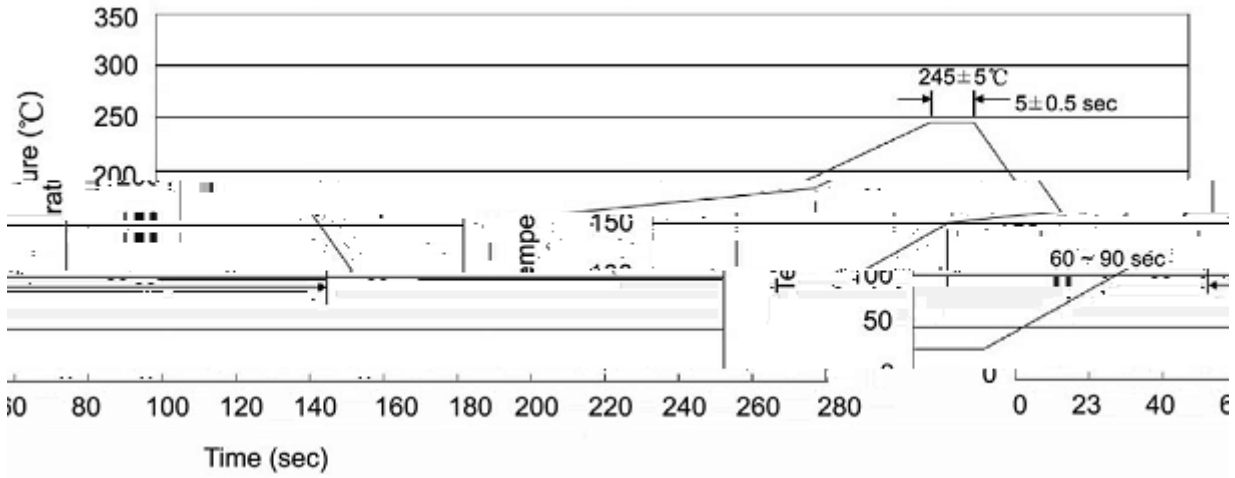
Note:

H: Company Code.

J6: Product Type.

A h_{FE} Classifications Symbol

K\d g\iXk i\`Gif]`Δ`]fi`@`I`]\fn`Jfd` \i`e`^`ZGY\$`i`\\z



Note:

- | | | | | | |
|---|-----|-----|----|---------|---|
| 1 | 25 | 150 | 60 | 90sec; | 1.Preheating:25~150 , Time:60~90sec. |
| 2 | 245 | 5 | 5 | 0.5sec; | 2.Peak Temp.:245 5 , Duration:5 0.5sec. |
| 3 | | 2 | 10 | /sec. | 3. Cooling Speed: 2~10 /sec. |

260	5	10	1 sec.	Temp.:260±5	Time:10±1 sec
-----	---	----	--------	-------------	---------------

/ REEL

Package Type	Units					Dimension (unit mm ³)		
	Units/Reel	Reels/Inner Box	Units/Inner Box	Inner Boxes/Outer Box	Units/Outer Box	Reel	Inner Box	Outer Box
SOT-323	3,000	10	30,000	6	180,000	7 ×8	180×120×180	390×385×205