

9015MG
Rev.G Dec.-2023

SOT-23

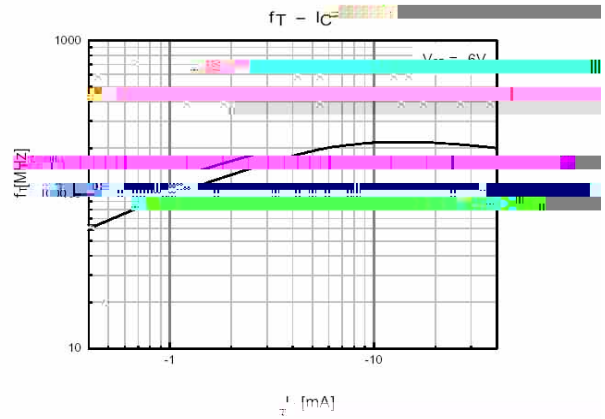
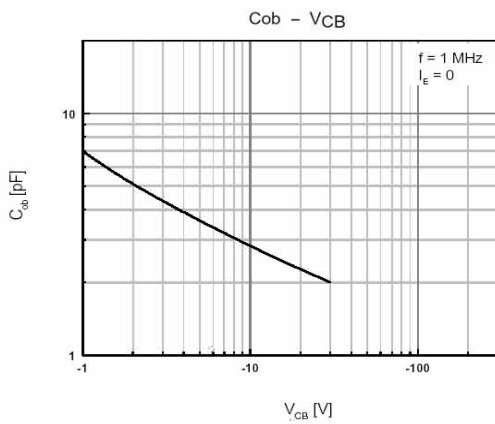
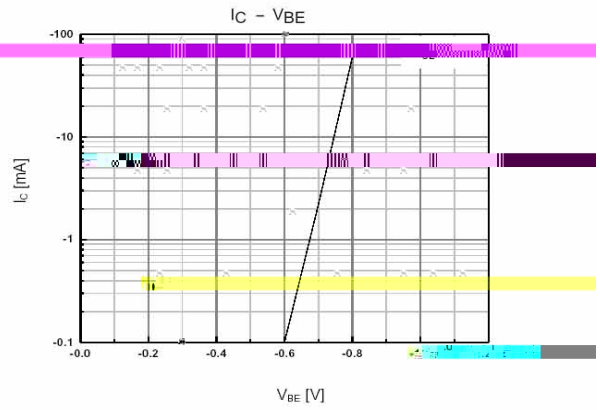
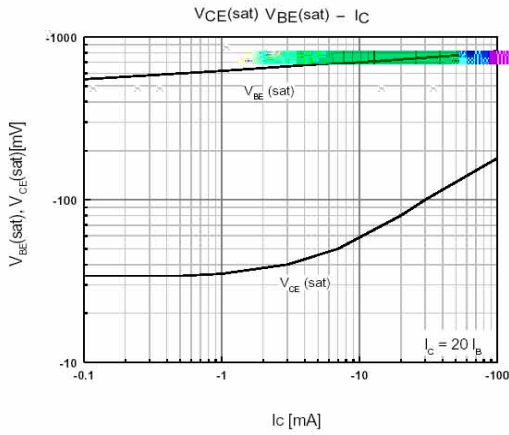
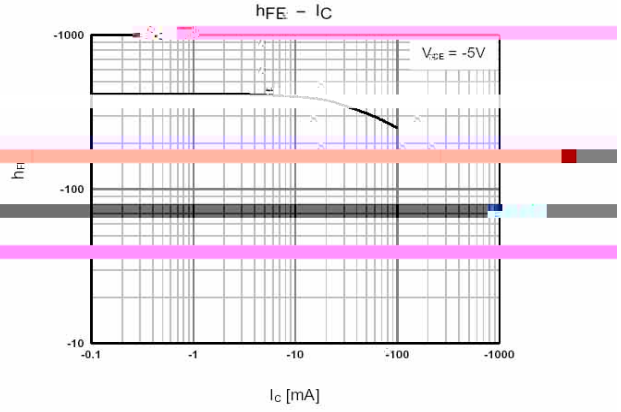
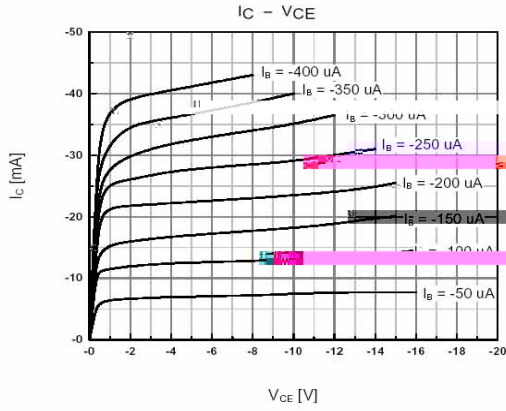
PNP

Silicon PNP

Parameter	Symbol	Rating	Unit
Collector to Base Voltage	V_{CBO}	-50	V
Collector to Emitter Voltage	V_{CEO}	-45	V
Emitter to Base Voltage	V_{EBO}	-5.0	V
Collector Current	I_C	-100	mA
Collector Power Dissipation	P_C	200	mW
Junction Temperature	T_j	150	
Storage Temperature Range	T_{stg}	-55 150	

Parameter	Symbol	Test Conditions	Min	Typ	Max	Unit
-----------	--------	-----------------	-----	-----	-----	------


/ Electrical Characteristic Curve



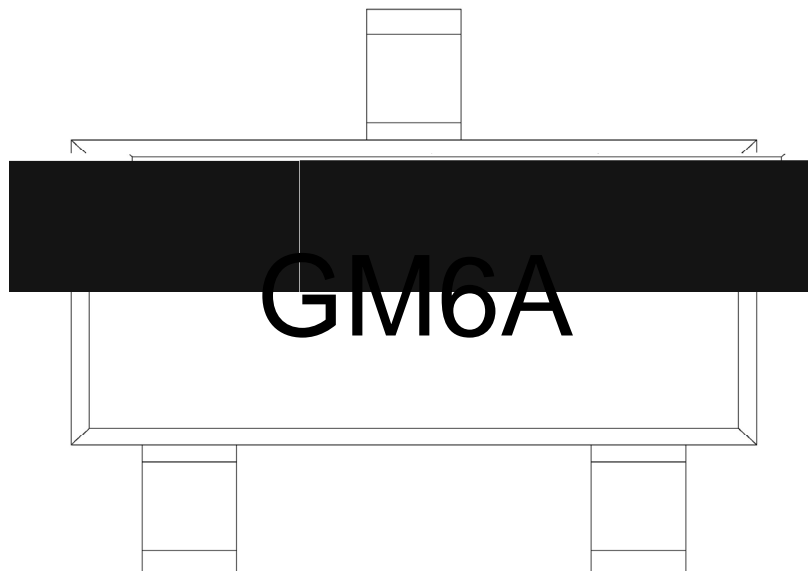
/ Package Dimensions

SOT-23

单位: mm



/ Marking Instructions



G

M6

A h_{FE}

Note:

G HF Product Code

M6 Product Type Code

A h_{FE} Classifications Symbol Code

