

BC638

Rev.E Mar.-2016

/ Descriptions

TO-92 PNP Silicon PNP transistor in a TO-92 Plastic Package.

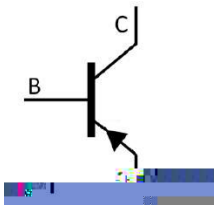
/ Features

High current, Low voltage.

/ Applications

Driver stages of audio or video amplifiers applications.

/ Equivalent Circuit



/ Pinning



PIN1 Base PIN 2 Collector PIN 3 Emitter

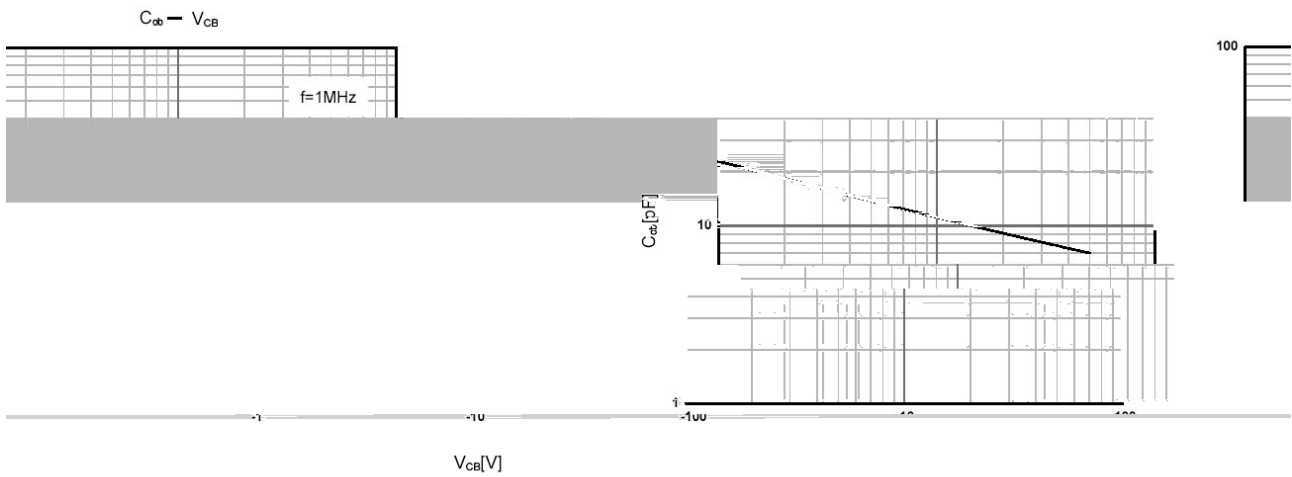

/ hFE Classifications & Marking

h _{FE} Classifications Symbol	10	16
h _{FE} Range	63~160	100~250

Parameter	Symbol	Rating	Unit
Collector to Base Voltage	V_{CBO}	-60	V
Collector to Emitter Voltage	V_{CEO}	-60	V
Emitter to Base Voltage	V_{EBO}	-5	V
Collector Current - Continuous	I_C	-1	A
Peak Collector Current	I_{CM}	-1.5	A
Peak Base Current	I_{BM}	-200	mA
Total Power Dissipation	P_{tot}	0.83	W
Junction Temperature	T_j	150	
Storage Temperature Range	T_{stg}	-55 150	

Parameter	Symbol	Test Conditions	Min	Typ	Max
-----------	--------	-----------------	-----	-----	-----

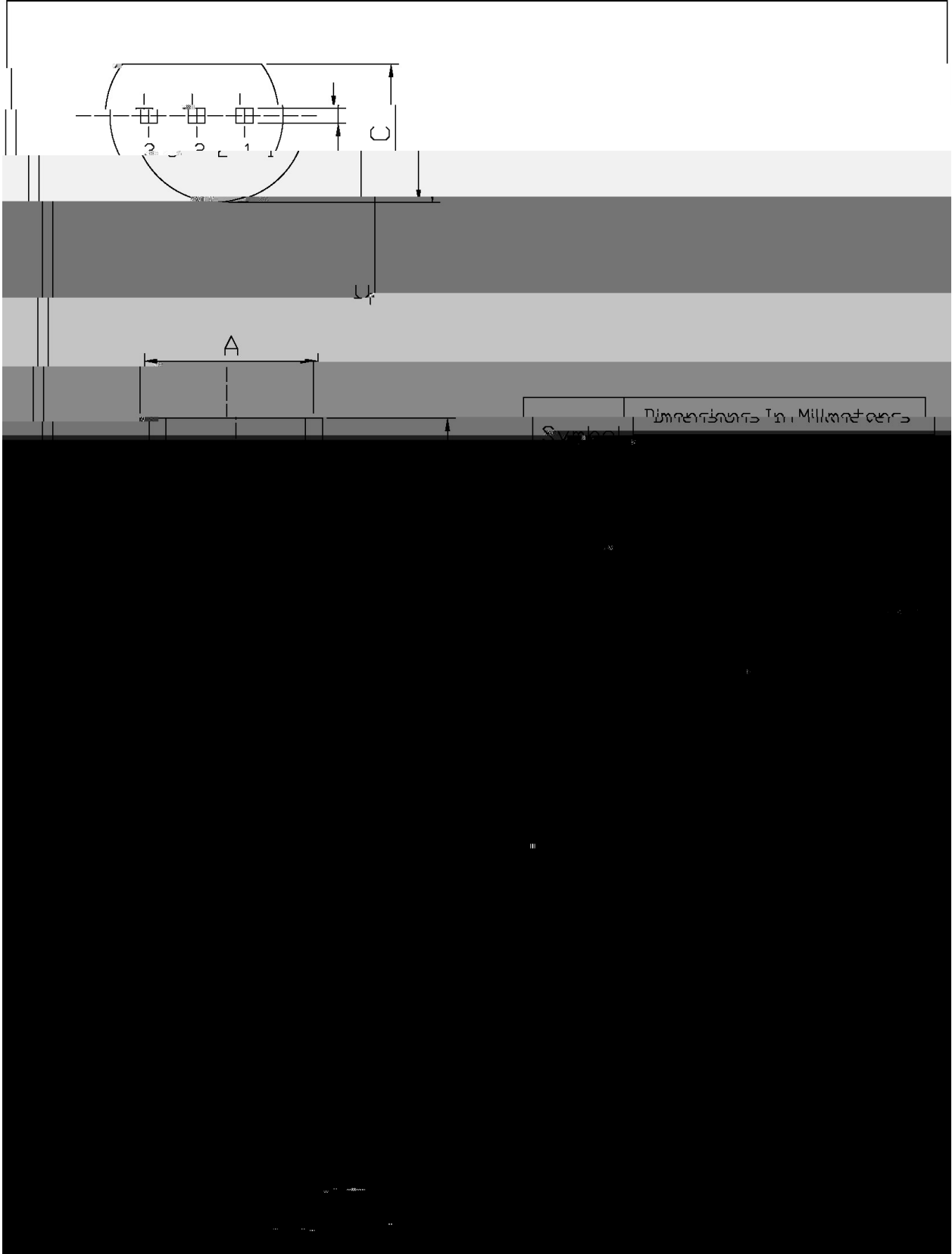
/ Electrical Characteristic Curve



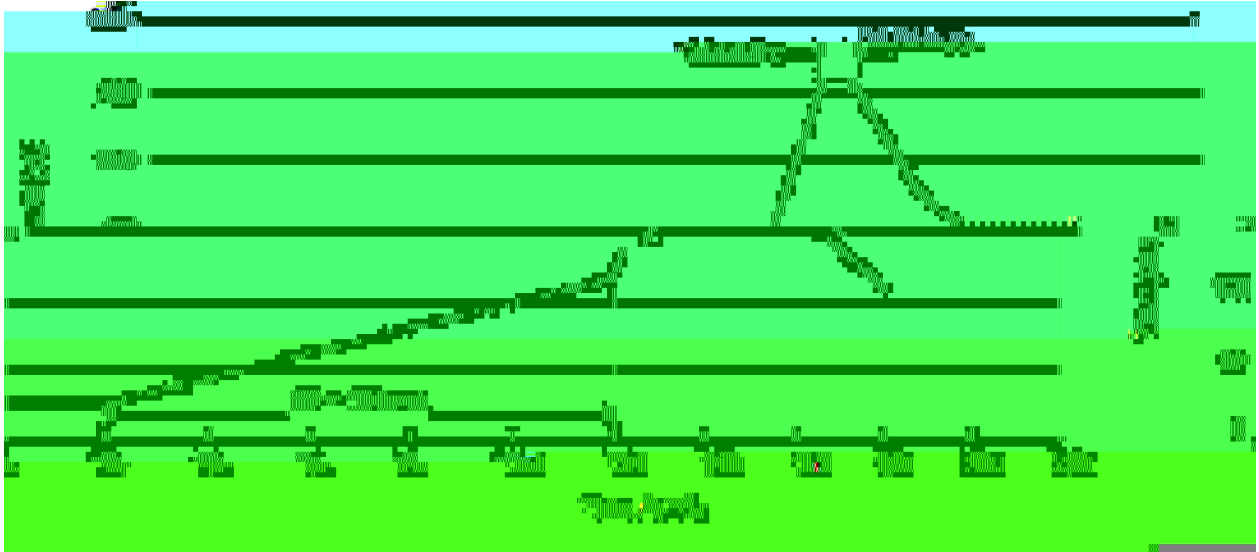
/ Package Dimensions

TO-92

Unit: mm



() / Temperature Profile for Dip Soldering(Pb-Free)



Note:

- | | | | | | |
|---|-------|-----|-----------|--------|---|
| 1 | 25 | 150 | 60 | 90sec; | 1.Preheating:25~150 , Time:60~90sec. |
| 2 | 255±5 | | 5±0.5sec; | | 2.Peak Temp.:255±5 , Duration:5±0.5sec. |
| 3 | | 2 | 10 | /sec. | 3. Cooling Speed: 2~10 /sec. |

/ Resistance to Soldering Heat Test Conditions

270±5 10±1 sec. Temp:270±5 Time:10±1 sec

/ Packaging SPEC.

/ BULK

Package Type	Units				Dimension		(unit mm ³)

/ AMMO

Package Type	Units				Dimension		(unit mm ³)

/ Notices