

# BD136

Rev.E Mar.-2016

## / Descriptions

TO-126F          PNP          Silicon PNP transistor in a TO-126F Plastic Package.

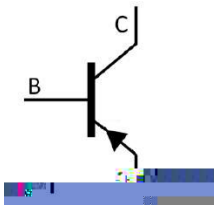
## / Features

BD135  
Complement to BD135.


## / Applications

Medium power linear and switching applications.

## / Equivalent Circuit



## / Pinning



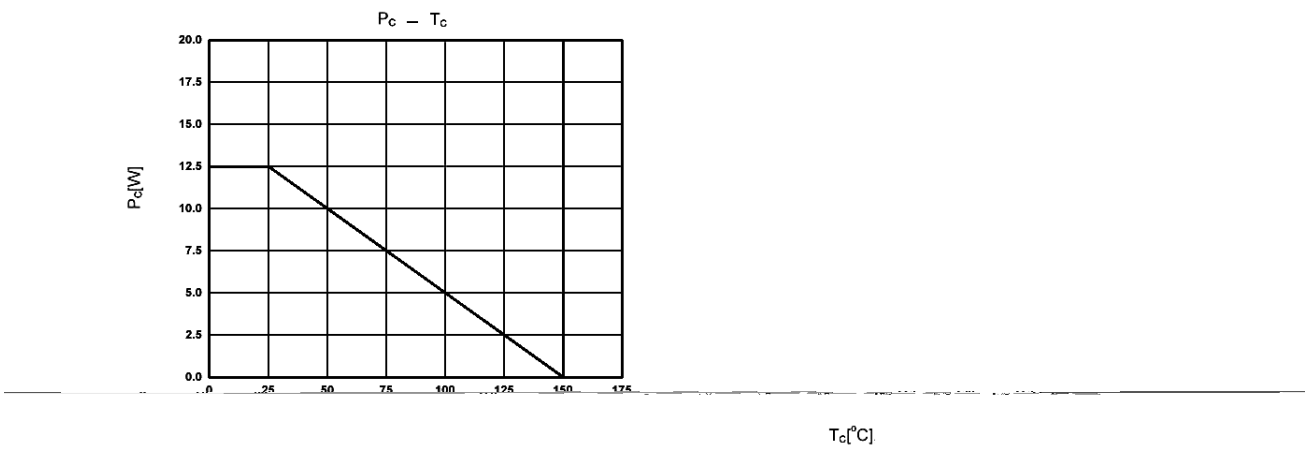

PIN1 Emitter          PIN 2 Collector          PIN 3 Base

## / $h_{FE}$ Classifications & Marking


$h_{FE}$ Classifications Symbol	6	10	16
$h_{FE}$ Range	40 100	63 160	100 250



/ Electrical Characteristic Curve

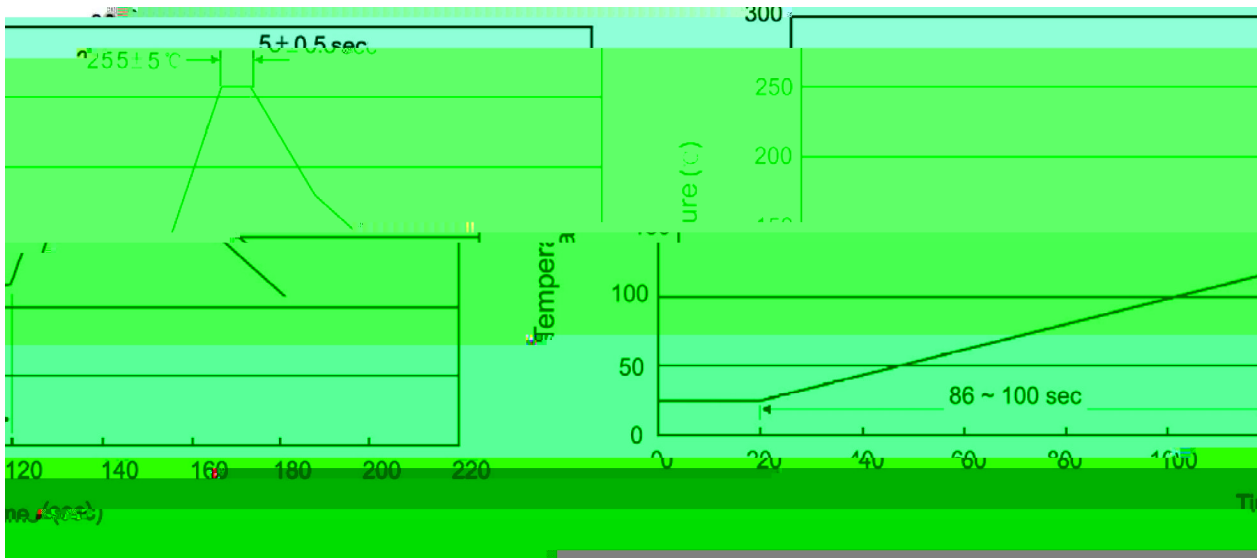


**/ Package Dimensions**





( ) / Temperature Profile for Dip Soldering(Pb-Free)



Note:

- |   |       |     |           |        |   |
|---|-------|-----|-----------|--------|---|
| 1 | 25    | 150 | 60        | 90sec; | 1.Preheating:25~150 , Time:60~90sec.    |
| 2 | 255±5 |     | 5±0.5sec; |        | 2.Peak Temp.:255±5 , Duration:5±0.5sec. |
| 3 |       | 2   | 10        | /sec.  | 3. Cooling Speed: 2~10 /sec.            |

/ Resistance to Soldering Heat Test Conditions

270±5                      10±1 sec.                      Temp.:270±5                      Time:10±1 sec

/ Packaging SPEC.

/ BULK

Package Type	Units		Dimension	(unit mm <sup>3</sup> )
	Units/Tube	Tubes/Inner Box		
	/	/		