

# BF422

Rev.E Mar.-2016



蓝箭电子  
BLUE ROCKET ELECTRONICS

DATA SHEET

TO-92

NPN

silicon NPN transistor in a TO-92

High breakdown voltage, complementary pair with BF423.

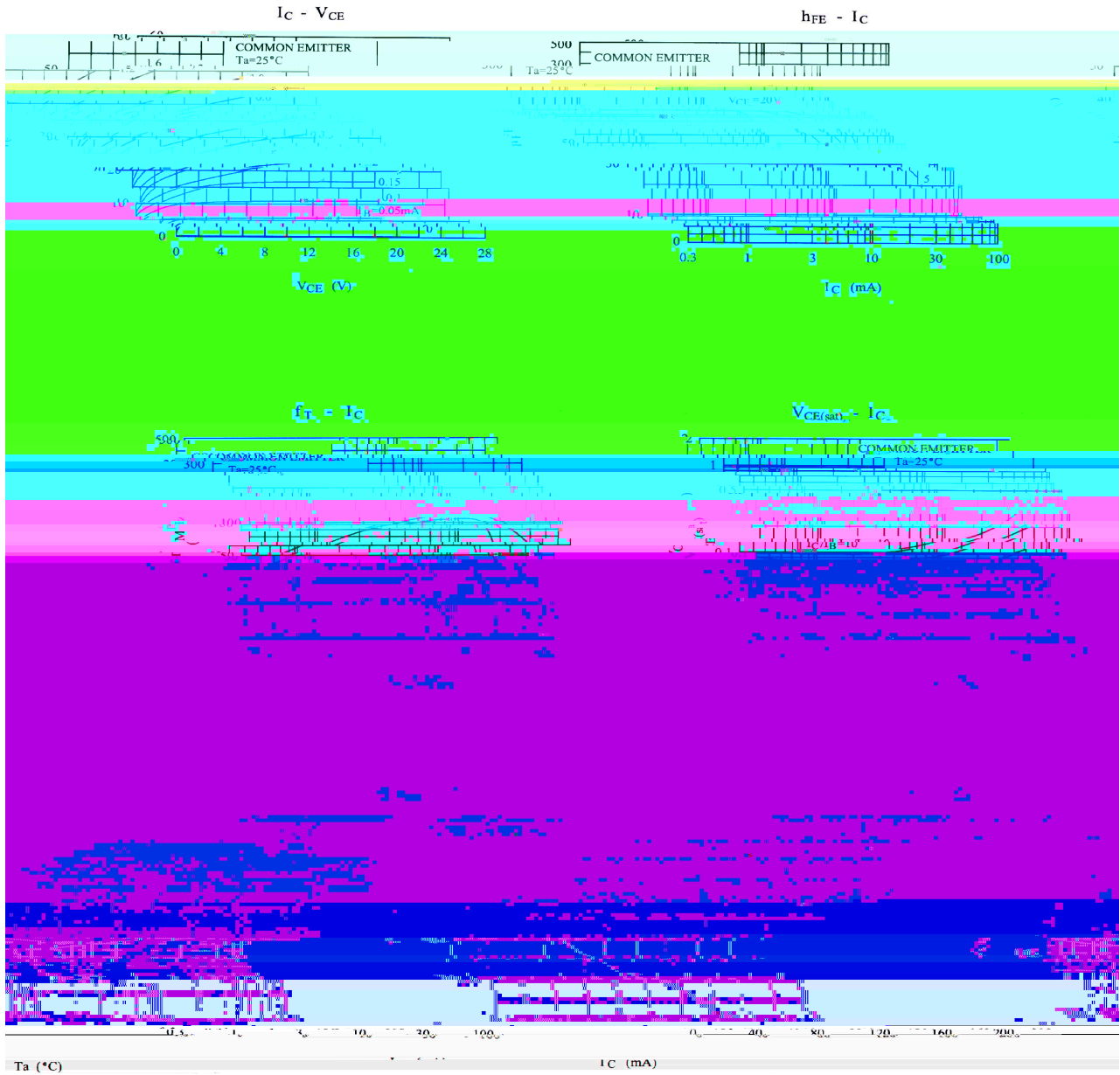
**/ Absolute Maximum Ratings(Ta=25 )**

Parameter	Symbol	Rating	Unit
Collector to Base Voltage	$V_{CBO}$	250	V
Collector to Emitter Voltage	$V_{CEO}$	250	V
Emitter to Base Voltage	$V_{EBO}$	5.0	V
Collector Current - Continuous	$I_C$	50	mA
Peak Collector Current	$I_{CM}$	100	mA
Collector Power Dissipation	$P_C$	830	mW
Peak Base Current	$I_{BM}$	50	mA
Junction Temperature	$T_j$	150	
Storage Temperature Range	$T_{stg}$	-55 150	

**/ Electrical Characteristics(Ta=25 )**

Parameter	Symbol	Test Conditions	Min	Typ	Max	Unit
Collector Cut-off Current	$I_{CBO}$	$V_{CB}=200V$ $I_E=0$			0.01	$\mu A$
C Emitter Cut-off Current	$I_{EBO}$	$V_{EB}=5.0V$ $I_C=0$			0.05	$\mu A$
DC Current Gain	$h_{FE}$	$V_{CE}=20V$ $I_C=25mA$	50			
Collector to Emitter Saturation Voltage	$V_{CE(sat)}$	$I_C=30mA$ $I_B=5.0mA$			0.6	V
Base to Emitter Voltage	$V_{BE}$	$V_{CE}=20V$ $I_C=25mA$		0.75		V
Transition Frequency	$f_T$	$V_{CE}=10V$ $I_C=10mA$	60			MHz
Reverse Transfer Capacitance	$C_{re}$	$V_{CB}=30V$ $I_E=0$ $f=1.0MHz$			1.6	pF


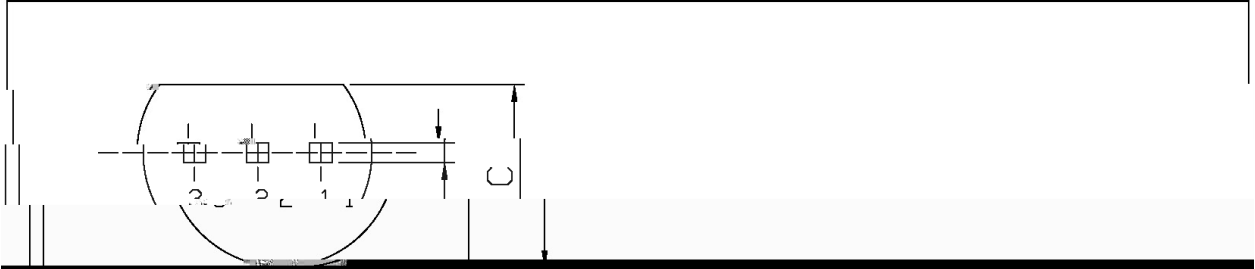
**/ Electrical Characteristic Curve**



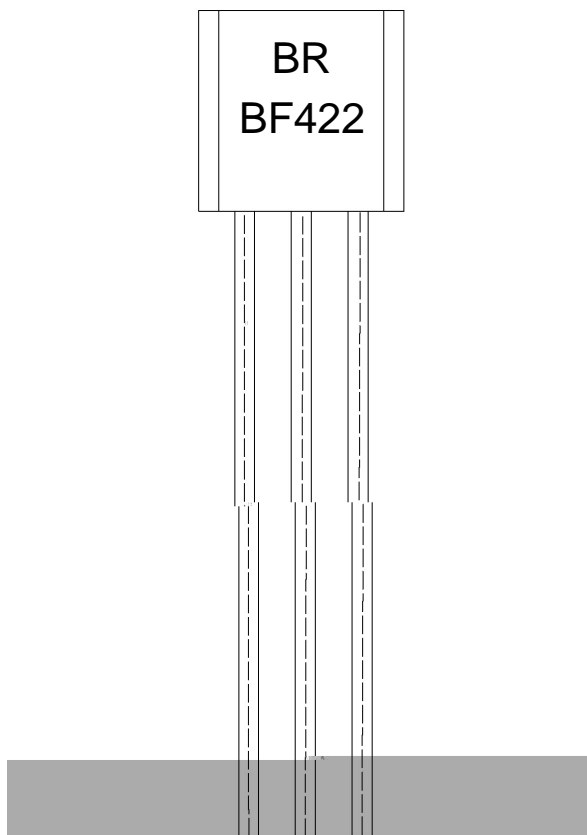
/ Package Dimensions

TO-92

Unit: mm



/ Marking Instructions



BR:

BF422

\*\*\*\*

Note:

BR:           Company Code.

BF422:       Product Type.

\*\*\*\*:         Lot No. Code,code change with Lot No.

