

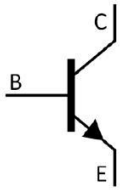
BR2SD1899Q

BR2SD1899Q

TO-252 NPN f_T / fi

fl Ł ł Ž ž ! " # \$ % ! f_T % ! | & ' (\$) * ! + , - . / ! 0 1 AEC-Q101 2 3 % 4 5 * 6 7 ! 8
9 : ; fi

< = > " ? @ A " B C % - D E " B C \$ " # + , " B ! F G H I J < ' K L 6 7 fi



M

M


M

/ h_{FE} Classifications & Marking

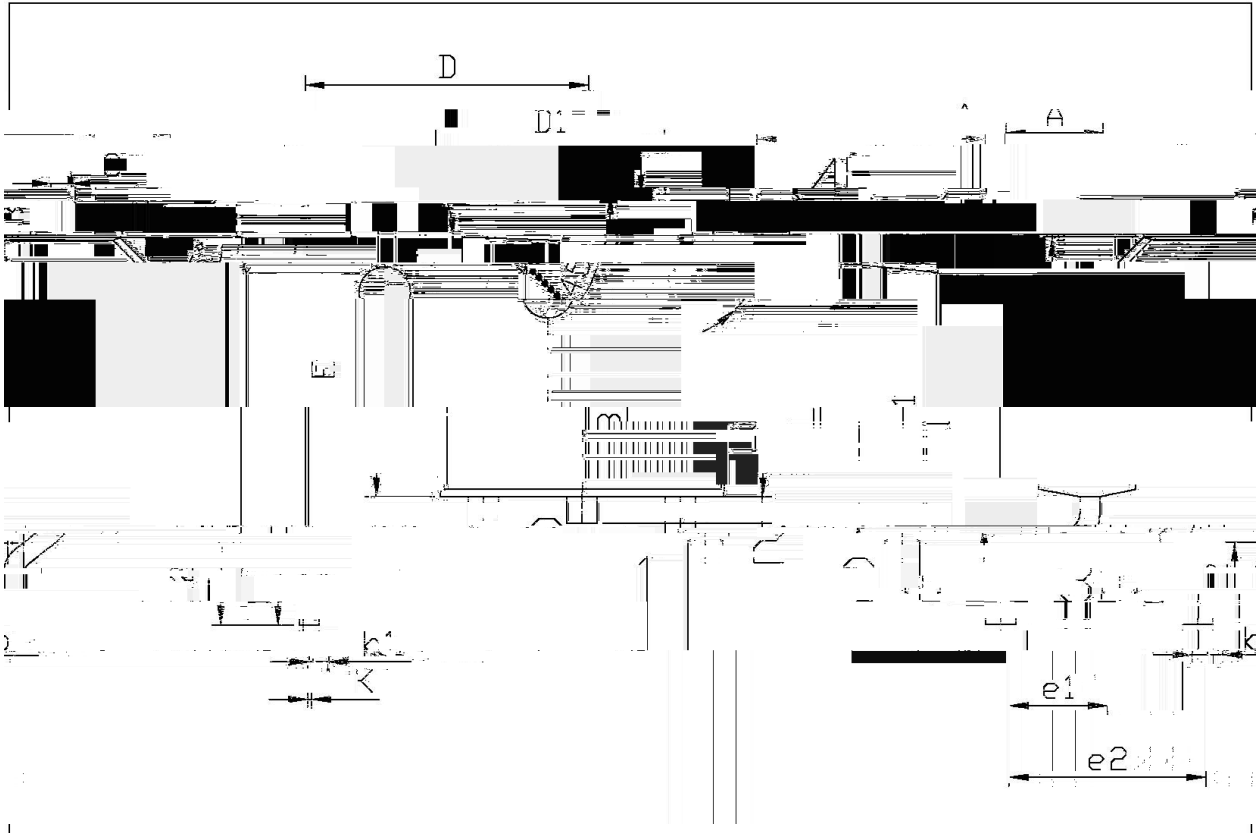
参数	符号	数值	单位



/ Electrical Characteristic Curve



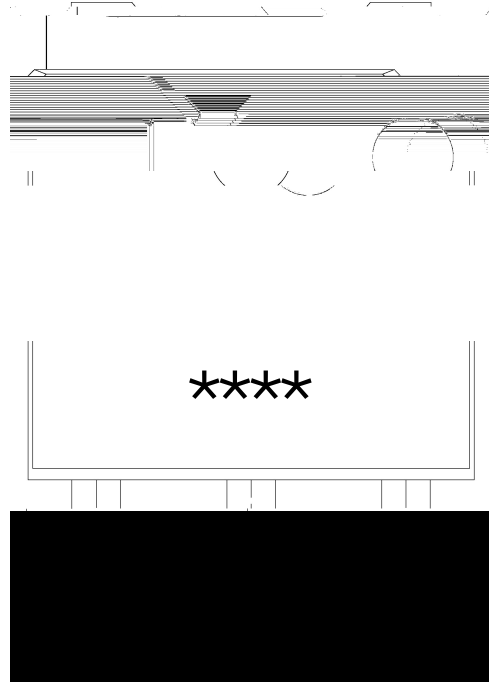
/ Package Dimensions



单位: mm

Dimensions in Millimeters		Dimensions in Millimeters		Dimensions in Millimeters	
Symbol	Max	Min	Symbol	Max	Min
L2	2.70	2.50	L3	6.45	6.75
L3	0.60	0.90	D1	5.10	5.50
K	0.00	0.10			

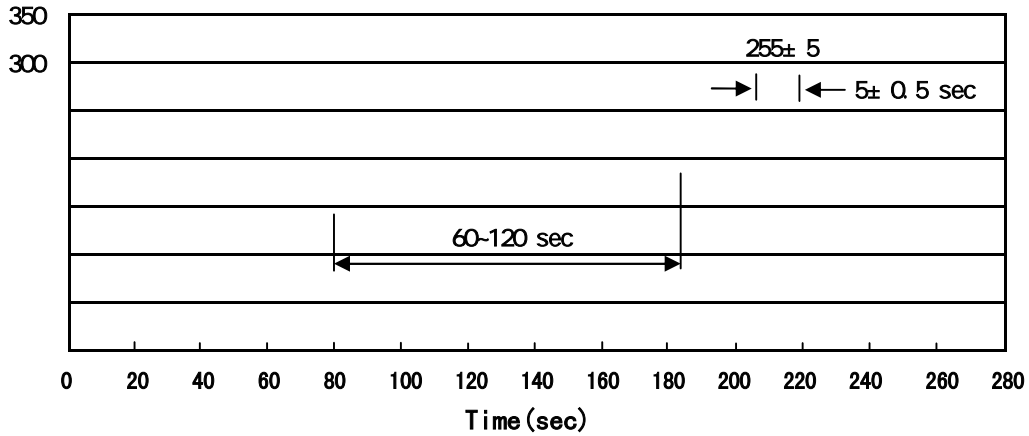
/ Marking Instructions



899

M:

() / Temperature Profile for IR Reflow Soldering(Pb-Free)



± ± ± ±

/ Resistance to Soldering Heat Test Conditions

± ± °C

/ Packaging SPEC.

						Reel	Inner Box	Outer Box
	Units/Reel 只/卷	Reels/Inner Box 卷/盒	Units/Inner Box 只/盒	Inner Boxes/Outer Box 盒/箱	Units/Outer Box 只/箱			
TO-252	2,500	2	5,000	6	30,000	13" ×16	360×360×50	380×335×366

						Tube	Inner Box	Outer Box
	Units/Tube 只/管	Tubes/Inner Box 套/盒	Units/Inner Box 只/盒	Inner Boxes/Outer Box 盒/箱	Units/Outer Box 只/箱			
TO-251/252	75	48	3,600	5	18,000	526×20.5×5.25	555×164×50	575×290×180

/ Notices