SOT-23

Precision adjustable shunt regulator in a SOT-23 Plastic Package.

1.250V 0.5% 1% 100uA 100mA
$V_O=V_{ref}$ 20V (:55μA) (:0.05Ω)

Precise reference voltage to 1.250V,guaranteed 0.5%,1% ,reference voltage Tolerance, sink current capability,100uA 100mA,quick turn-on, adjustable output voltage, $V_O=V_{ref}$ 20V,low operational cathode current,55 A typical,0.05 typical output impedance.

Linear regulators, adjustable power supply, switching power supply.



PIN1 R PIN 2 K PIN 3 A 7

/ Electrical Characteristic Curve



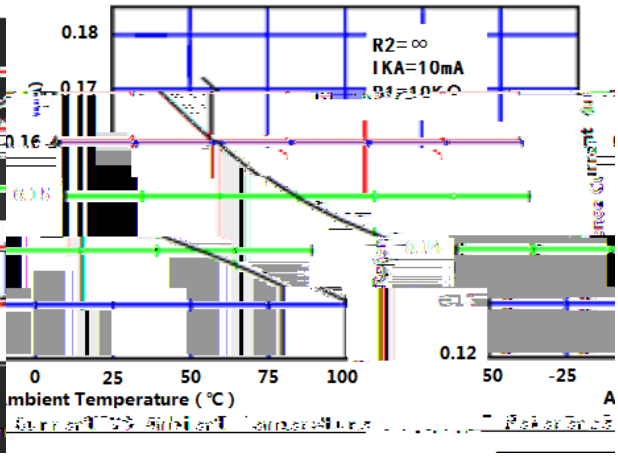

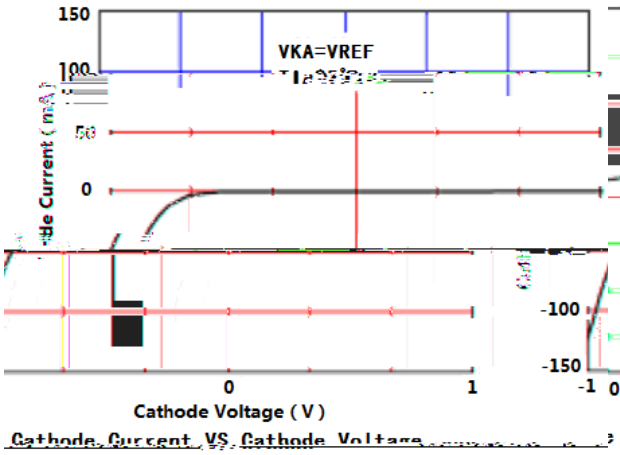

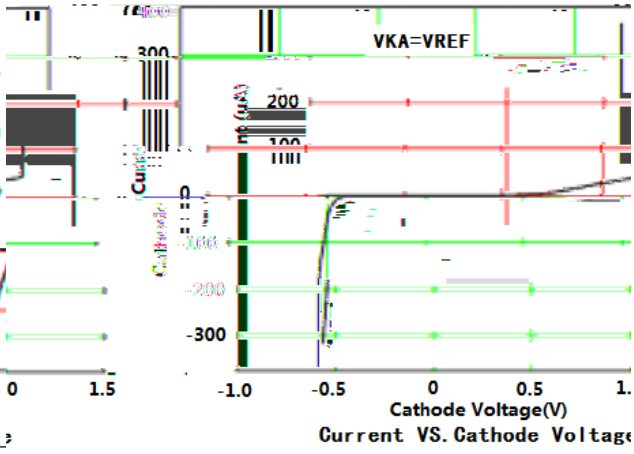

&

/ Package Dimensions

SOT-23 单位：mm

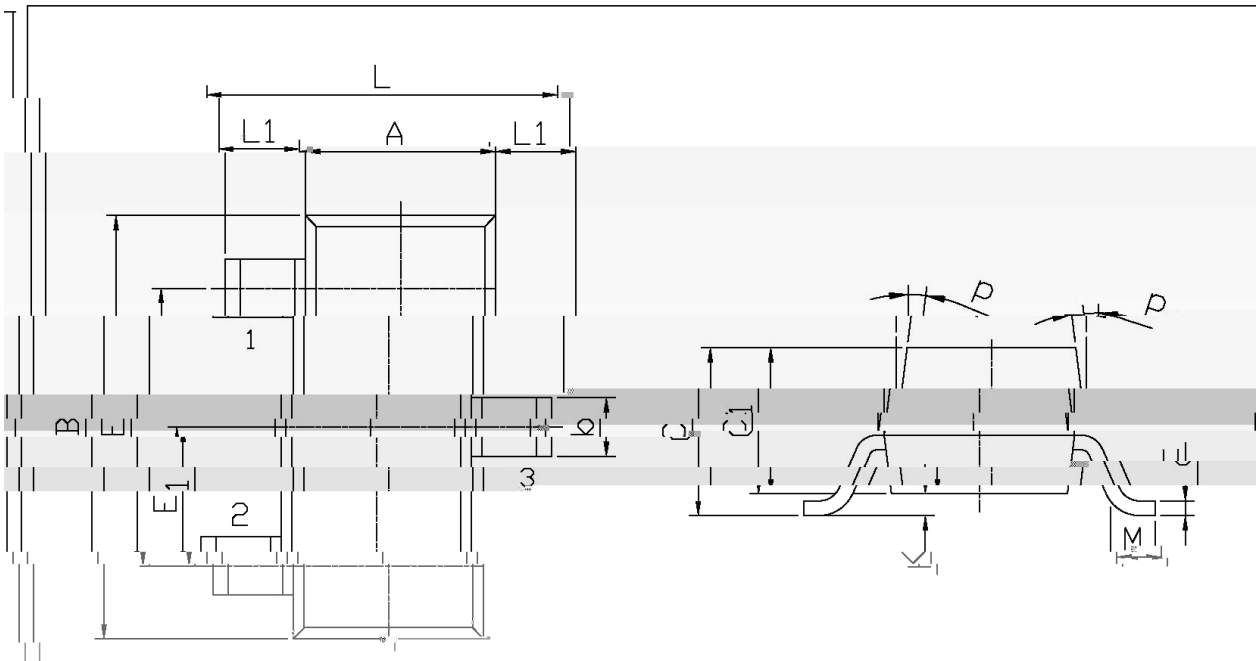

Dimensions In Millimeters			Dimensions In Millimeters		
Symbol	Min.	Max	Symbol	Min.	Max
L	2.2	2.7	C	1.30Max	
L1	0.45	0.65	C1	0.90	1.20

[redacted]

/ Marking Instructions

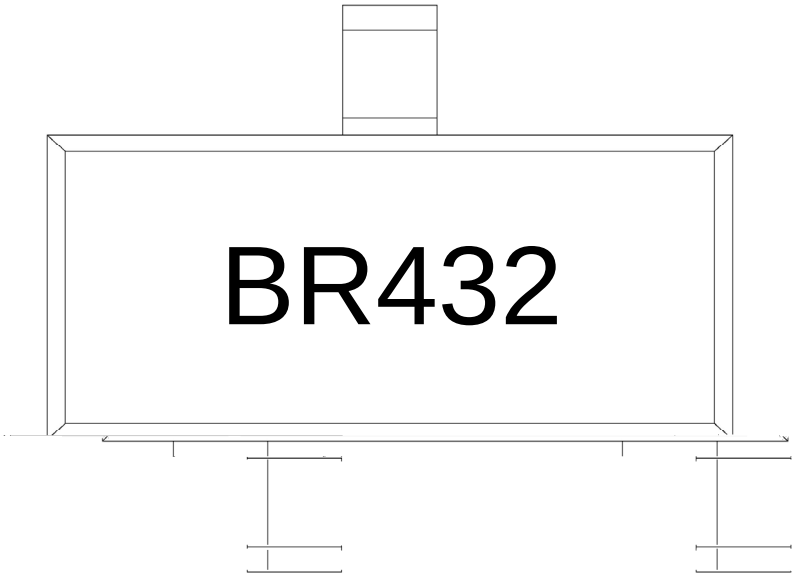

BR

432

Note:

BR: Company Code.

432: Product Type.

( ) [redacted]file for IR Reflow Soldering(Pb-Free)

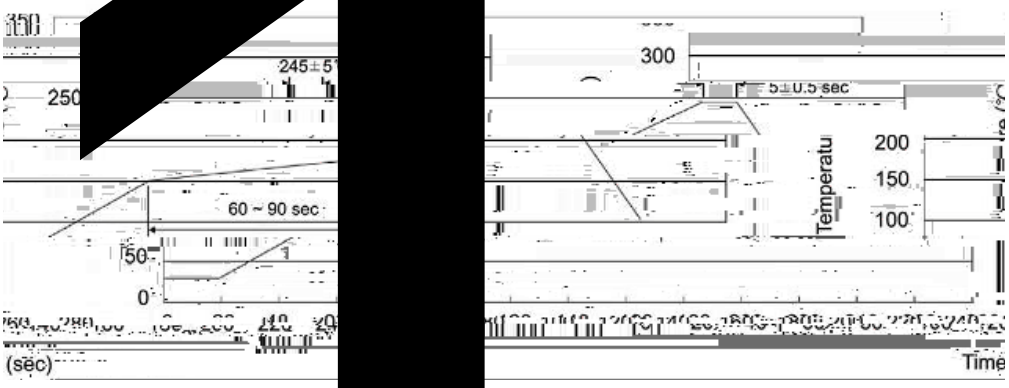

1	150	180		60	
2	245±5				
3			2	10	/se

Note:

1.Preheating:150~180 , Time:60~90sec.

2.Peak Temp.:245±5 , Duration:5±0.5sec.

3. Cooling Speed: 2~10 /sec.

/ Resistance [redacted]g Heat Test Conditions

260±5	10±1 [redacted]	Temp.:260±5	Time:10±1 sec

/ Packaging SPEC.

/ [redacted]

Package Type