)**+,-- . . . !/012 3!345 ## # # # # # # # # # # # # # # #

SOP-8 P MOS

>&?)$%% @#=%)$%3 5 %*#A4B #CD @B#=// 3*#E2$%0D0*42#D%#$#8 F>&G#>@$0*D3#>$3H$ I !#

6 J8 8 6L#G я n

| #<br>>$2$5 * 2# | #<br>8Z514@# | #<br>$*D%I# | #<br>]%D*# |
|---|---|---|---|
| J2$D%&84V23 #64@*$I # | 6J88# | &M(# | 6# |
| 7$* &84V23 #64@*$I # | 6788# | P':# | 6# |
| ?4%*D%V4V0#J2$D%#?V22 %*O# | <J#KE$9':^?L# | &N'# | O# |
| ?4%*D%V4V0#J2$D%#?V22 %*O# | <J#KE$9\(^?L# | &N(# | O# |

#  #  #  #  #  #

>$2$5 * 2#  8Z514@#  E 0*#?4%B0*04%0#  A0%#  EZ+#  A$`#

# BR4407

!"#"$%!&'(''##########################################################**DATA SHEET**

## / Electrical Characteristic Curve#

#

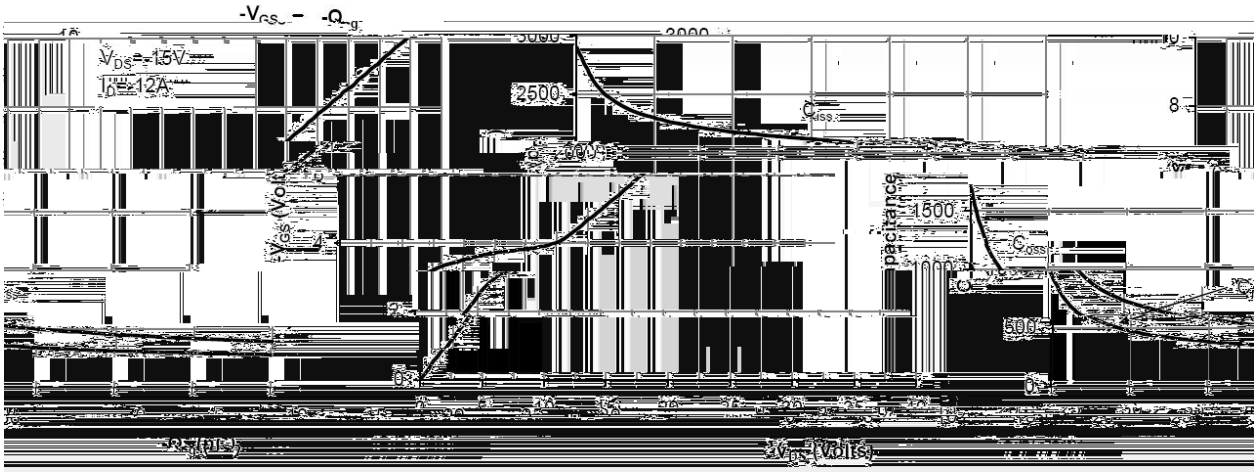

## / Package Dimensions




#

## / Marking Instructions

#

#

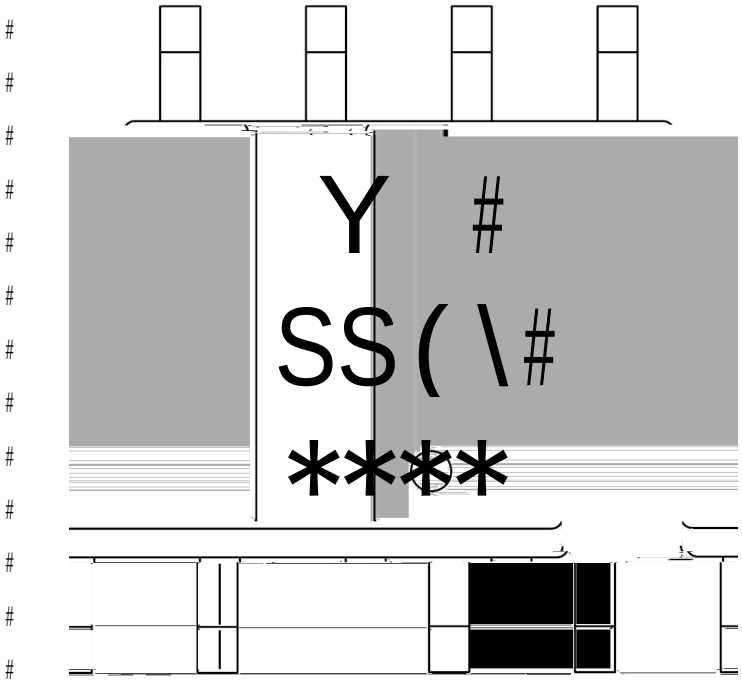


#

Y # # #

SS(\ # # #

IIII # # #

Q4* ,#

Y ,# ## # ?45+$%Z#?4B !#

SS(\,# # >24BV3*#EZ+ #

IIII,## # c4*#Q4!#?4B W#34B #3)$%I #.D*)#c4*#Q4!#

#

#

## ( ) / Temperature Profile for IR Reflow Soldering(Pb-Free)

| |
|---|
| |
| |
| |
| |
| |
| |

# # # # # # # # # # # Q4* ,#

N N:( NG( [( j(0 3;# # # N!>2 ) $*D%I,N:(mNG(℃W#ED5 ,[(mj(0 3!#

' 'S:±: :±(!:0 3;# # '!> $H#E 5+!,'S:±:℃W#JV2$*D4%,:±(!:0 3!#

M ' N(℃-0 3!# # # # M! ?44@D%I#8+!> d!X