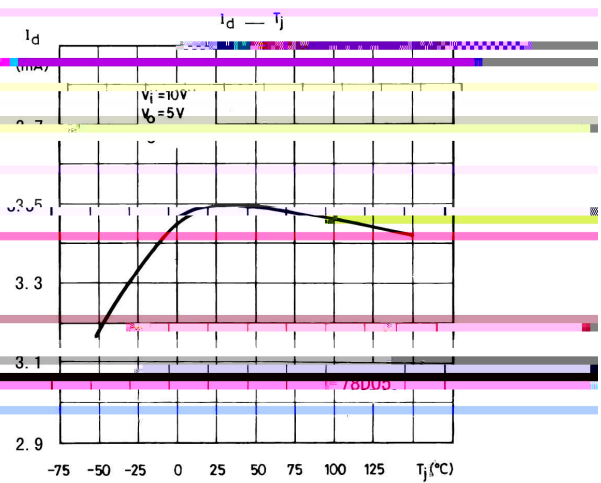
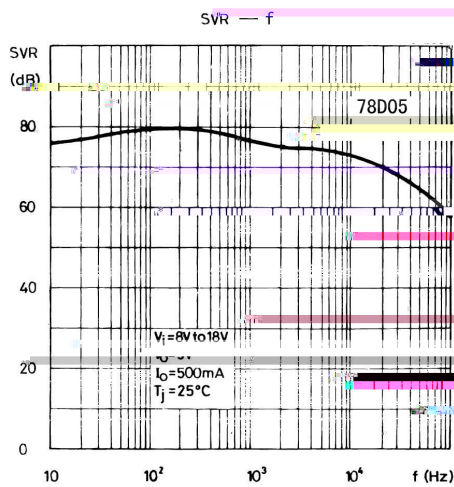
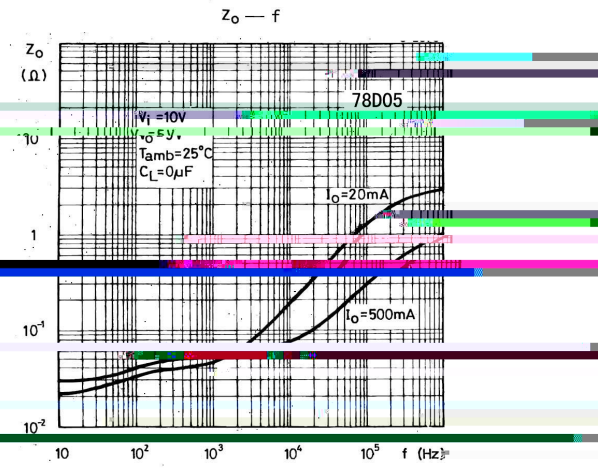
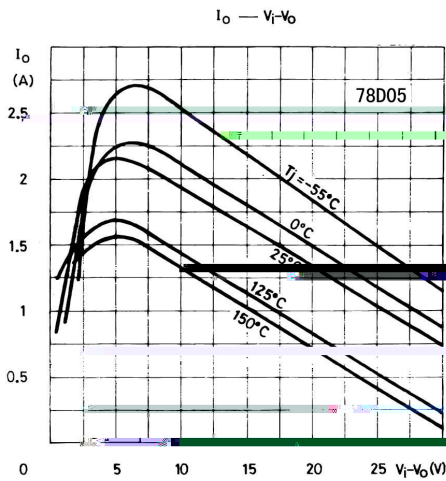
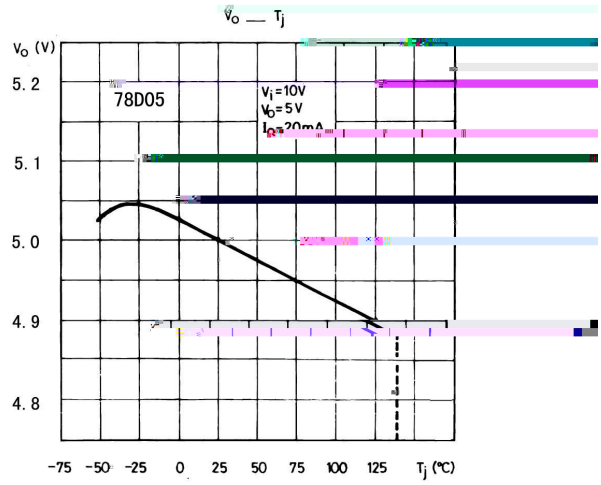

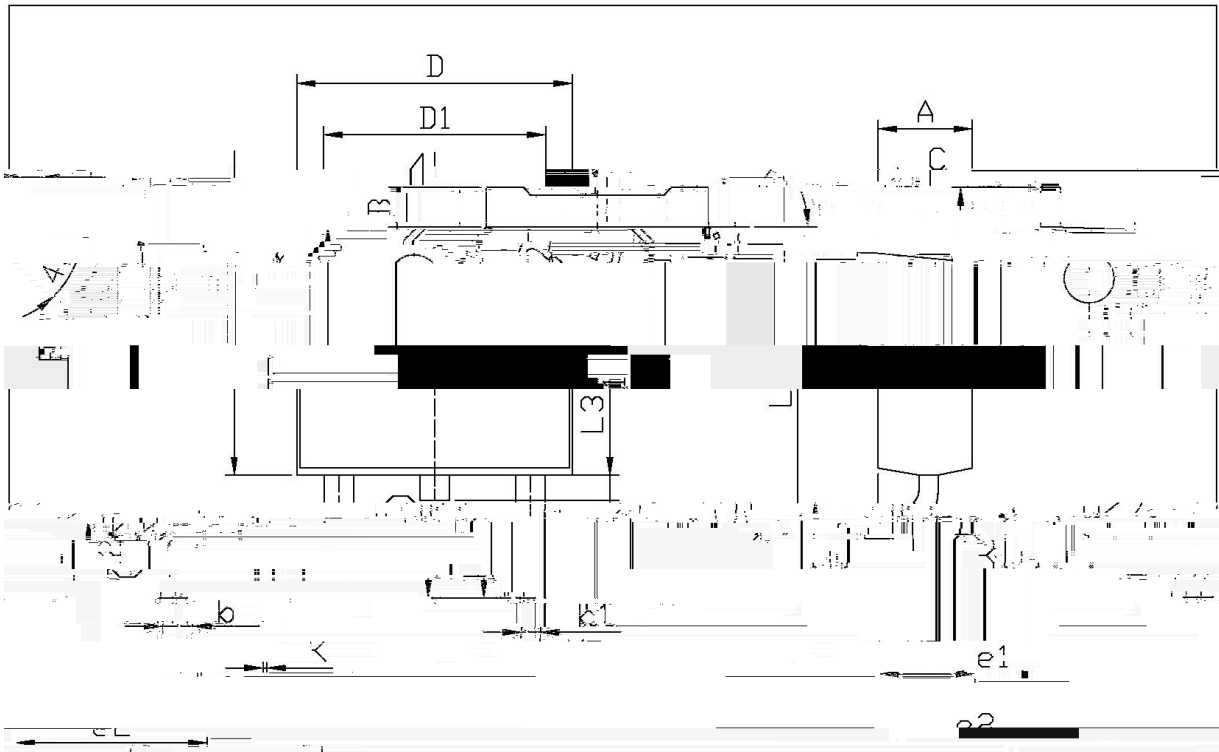


Parameter	Symbol	Rating	Unit
Input voltage	V_i	35	V
Thermal Resistance Junction-Ambient	R_{JA}	105	/W
Thermal Resistance Junction-Case	R_{JC}	10	/W
Operating Junction Temperature Range	T_{OPR}	-40 125	
Storage temperature range	T_{stg}	-65 150	
Junction temperature range	T_J	150	

Parameter	Symbol	Test Conditions	Min	Typ	Max	Unit
Output voltage	V_o	$T_j=25$	4.8	5.0	5.2	V
		$V_i=7V-20V$ $I_o=5mA-1A$ $P_{om}15W$	4.75	5.0	5.25	V
Load Regulation	V_o	$T_j=25$ $I_o=5mA-1.5A$			100	mV
		$T_j=25$ $I_o=250mA-750mA$			50	mV
Line regulation	V_o	$T_j=25$ $V_i=7V-25V$		3.0	100	mV
		$T_j=25$ $V_i=8V-12V$		1.0	50	mV
Quiescent Current	I_q	$T_j=25$			8.0	mA
Quiescent Current Change	I_q	$V_i=7V-25V$			0.8	mA
		$I_o=5mA-1A$			0.5	mA
Output Voltage Drift	V_o/T	$I_o=5mA$		-1.1		mV/
Output Noise Voltage	eN	$B=10Hz-100KHz$ $T_j=25$			40	V/ V_o
Supply Voltage Rejection	SVR	$V_i=8V-18V$ $f=120Hz$	62			dB
Dropout Voltage	V_d	$I_o=1A$ $T_j=25$		2.0		V
Output Resistance	R_o	$f=1KHz$		17		m
Short Circuit Current	I_{sc}	$V_i=35V$ $T_j=25$		0.75		A
Short Circuit Peak Current	I_{scp}	T				

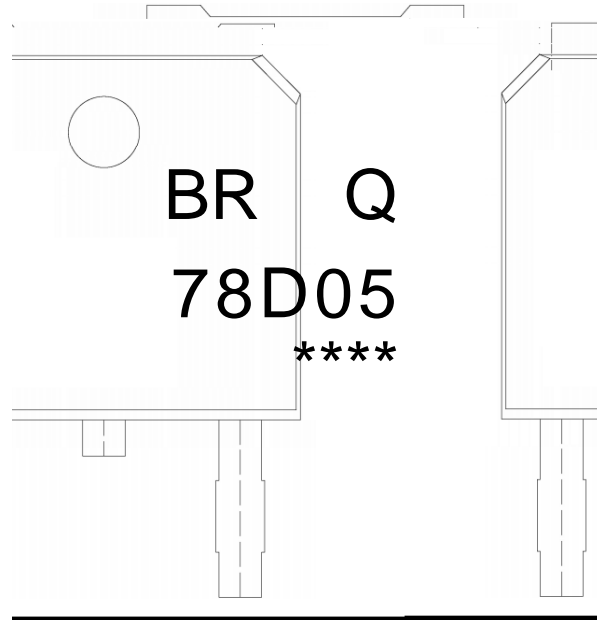




单位: mm

Dimensions In Millimeters		Dimensions In Millimeters	
Min	Max	Min	Max
2.24	2.34	B	0.95
0.85	1.35		1.25
0.15	0.55		0.75
0.10	0.55		0.55
D1	5.10		0.60
	5.50	K	0.00

T0-252



91

Q

./; ' ,

!!!!

Note:

BR: Company Code

Q: Automobile halogen-free product Code

78D05: Product Type

****: Lot No. Code, code change with Lot No

K \ d g \ i X k l i \ ` G i f] ` c \ `] f i ` @ l ` l \] c f n ` J f c [\

Note:

- | | | | |
|---|-----------|--------------|---|
| 1 | 150 ~ 200 | 60 ~ 120sec; | 1.Preheating:150~200 , Time:60~120sec. |
| 2 | 255..5 | 5..0.5sec; | 2.Peak Temp.:255..5 , Duration:5..0.5sec. |
| 3 | 2 ~ 10 | /sec. | 3. Cooling Speed: 2~10 /sec. |

260..5

10..1 sec.

Temp.:260±53