

/ Descriptions

TO-263 N MOS N-CHANNEL MOSFET in a TO-263 Plastic Package.

/ Features

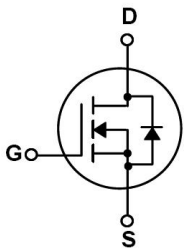
Low gate charge, low crss, fast switching.

/ Applications


DC/DC

These devices are well suited for high efficiency switching DC/DC converters and switch mode power supplies.

/ Equivalent Circuit



/ Pinning



PIN1 G PIN 2,4 D PIN 3 S

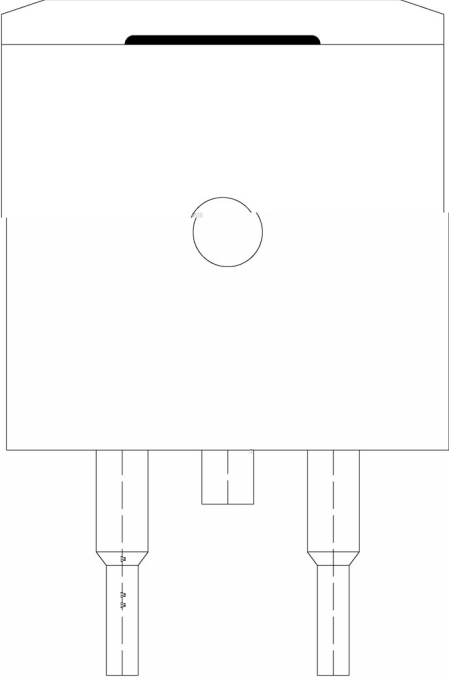
/ h_{FE} Classifications & Marking

See Marking Instructions.

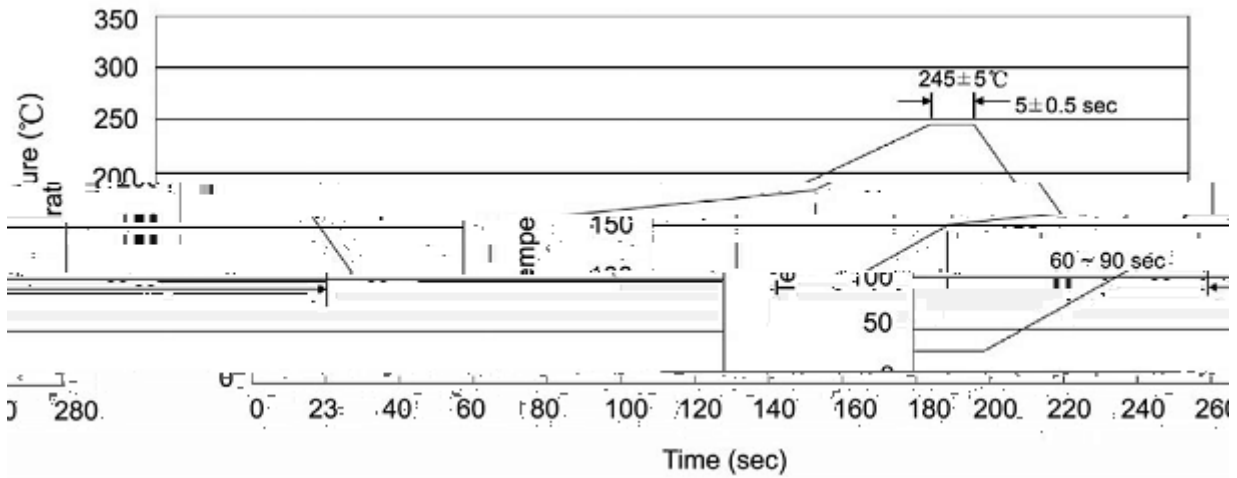
Parameter	Symbol	Rating	Unit
Drain-Source Voltage	V_{DSS}	500	V
Drain Current	$I_D(T_C=25^\circ C)$	8.0	A
Drain Current	$I_D(T_C=100^\circ C)$	5.1	A

BRB840
Rev.D May.-2016

/ Marking Instructions



() / Temperature Profile for IR Reflow Soldering(Pb-Free)



Note:

- | | | | | | |
|---|-------|-----|----|-----------|---|
| 1 | 25 | 150 | 60 | 90sec; | 1.Preheating:25~150 , Time:60~90sec. |
| 2 | 245±5 | | | 5±0.5sec; | 2.Peak Temp.:245±5 , Duration:5±0.5sec. |
| 3 | | | 2 | 10 /sec. | 3. Cooling Speed: 2~10 /sec. |

/ Resistance to Soldering Heat Test Conditions

260±5 10±1 sec. Temp.:260±5 Time:10±1 sec

/ Packaging SPEC.

/ REEL

Package Type	Units					Dimension (unit mm ³)		
	Units/Reel	Reels/Inner Box	Units/Inner Box	Inner Boxes/Outer Box	Units/Outer Box	Reel	Inner Box	Outer Box
TO-263	800	1	800	5	4,000	13 ×24	360×360×50	385×257×392