

BRCL3130ME

R



DATA SHEET

--	--	--	--	--	--



/ Descriptions

*!+,t"t°- . ~ ° " ~ i / / fi fl Ł ł Ž Ž ž ! " # \$ % & ' () * + , - *!+,t"t°- . . /
0 1 2 \$ 3 4 - # Ž . (5 % 6 (\$ Ž 7 8 9 Ž : ; < = Ž : -
*!+,t"t°- . . > ? @ A B \$ Ž # (' t ~ fl \$ C D 5 E F G H I J @ A K fi L M N O P Q R G @ A B \$ Ł ł
Ž Ž ž ! L M - *!+,t"t°- . . > ? S t 5 S T 5 S U 5 V : W X ? \$ Ž ž X Y Z " # 3 [5 \] ^ _ =
3 ` @ A a - H b c d e e f g h i j k 5 l K M N m n Y Z , ~ i o , / fi fl Ł ł Ž Ž ž p = P q Ž
\$ r s t u ~ \$ L M v fi -

R

R

R

R

/ Features

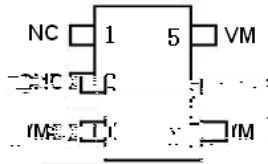
- ◆ wx & ' Wy fl ° % 0 \$ 1 2 \$ 3 4 - # Ž . (z
- ◆ { B C D Ž # (' t ~ fl z
- ◆ S | " # z S t Ž Ž U " # z ' } S U " # ~ S T Ž Ž U 5 € , V : Ž U z
- ◆ t Ž l 8 9 z ° ' Ž ž t Ž 3 [5 < f = P wx j , 5 % 6 (Ž 7 8 9 z
- ◆ a ... t Ž U ~ † A ^ _ Ž U ~ ' 1 2 3 z ^ h Ž U ~ " fl 2 3 4 % š ! # Ł Ž ; < Œ ' ' -
- ◆ < " ~ - "
- ◆
- ◆
- ◆
- ◆
- ◆
- ◆
- ◆ R
- ◆

/ Applications

° b , ~ i Ž ž ! z , / fi fl Ž ž ! -



• - - ~
 5 6 c 3 ` d G { S C D X — ~ \$ ™ § 3 ` -
 5 6 ~ > ? œ ... Ž " # 3 [5 Ÿ d Z { S ~ ™ § \$ — ... Ž [j -
 :



<p>¢ £ ¤ ¥ 7 8 \$ 2 % : ; <</p>	<p>¢ £ § 7 8 \$ = % ;</p>	<p>¢ £ " © 7 8 " ; > ? < 8 9</p>
---	--	---



® -	° ¥	- ±	° 2
			°C
			°C
			°C
			°C
R	R		°C
	R		°C

® -	° ¥	9 3 ' J	™B ±	μ ¶ ±	™Š ±	° 2
R						
R	R					
	R					
		,				
R	R	,				
						°C
R						°C



/ Functional Block Diagram

/ Functional Description

BRCL3130ME: Ž ž \$ Ž 7; Ž U 5 \ 1 S ° » † Ž I o € , 5 " # ° ~ Ł † Ž . Ž ž d ¼½f S † Ž 7 5 S T Ž 7 5 S † Ž U 5 S T Ž U ¾¿ V : WÀ Á i Â Ã - Ä Å Æ Ç Ž : È ° - MOSFETÉ wÉ 5 Wy Ž Ě μ ¶ ± f 50m - R

R

/ Normal Operating mode

ì í î ? 8 9 İ Đ Ñ Ò Á À Á 5 Ó Ô Õ m Ö × » 5 † Ž ; T Ž S Ø Ù Ú Û Ü Ý Þ - E s À Á § f ‡ A ^ _ ß à -

BRCL3130ME

R



DATA SHEET

/ Overcharge Condition



/ Overdischarge Condition

á ‡ A T Ž S Ø ã 5 ä Ž ž Ž 7 Ĩ S T 8 9 Ž 7 á VDLæ¾â ,\] ç è = P é Ĩ S T Ž Ž 7 8 9 < =
= P á TDLæo ê p 5



/ Abnormal Charge Current Detection

‡ A † Ž = 5 Ì Í VMŽ 7 Ĩ † Ž 8 9 Ž 7 ¾â (VCHA)5 \] ç è = P { S S † Ž U 8 9 < = = P
 (TCU)5 BRCL3130MEë ° † Ž FETì í † Ž - E s À Á § f Ò A † Ž Ž U 8 9 -
 ° » † Ž I 5 VM; GND P Ž 7 %N † Ž I 8 9 Ž 7 (VCHA)= 5 Ò A † Ž Ž U ß à) ñ - Ü N OVŽ ž
 † Ž 3 [1 %N d † A Ž U † Ž 8 9 5 Ž ž Ž 7 a \$ Ž ž † á 2 ö OV † Ž = 5 Ò A † Ž Ž U 8 9
 Ú d ^ _ -

BRCL3130ME

R

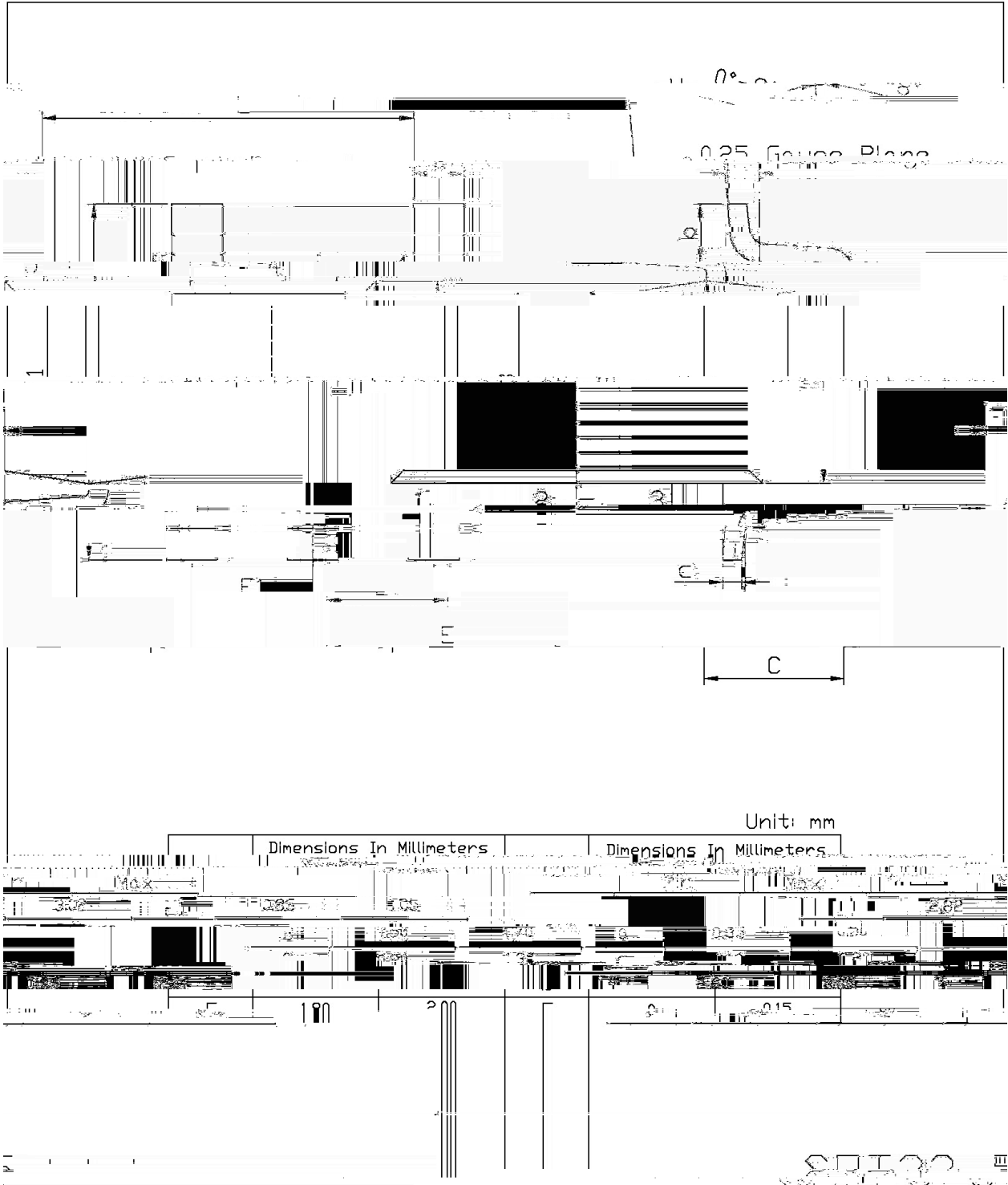


/ Timing Chart

/Charger Detection

/Abnormal Charge Detection

/ Package Dimensions

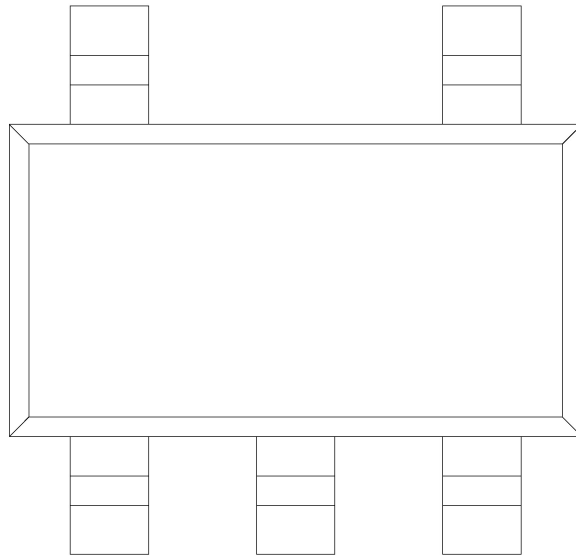


BRCL3130ME

R



DATA SHEET





() / Temperature Profile for IR Reflow Soldering(Pb-Free)

