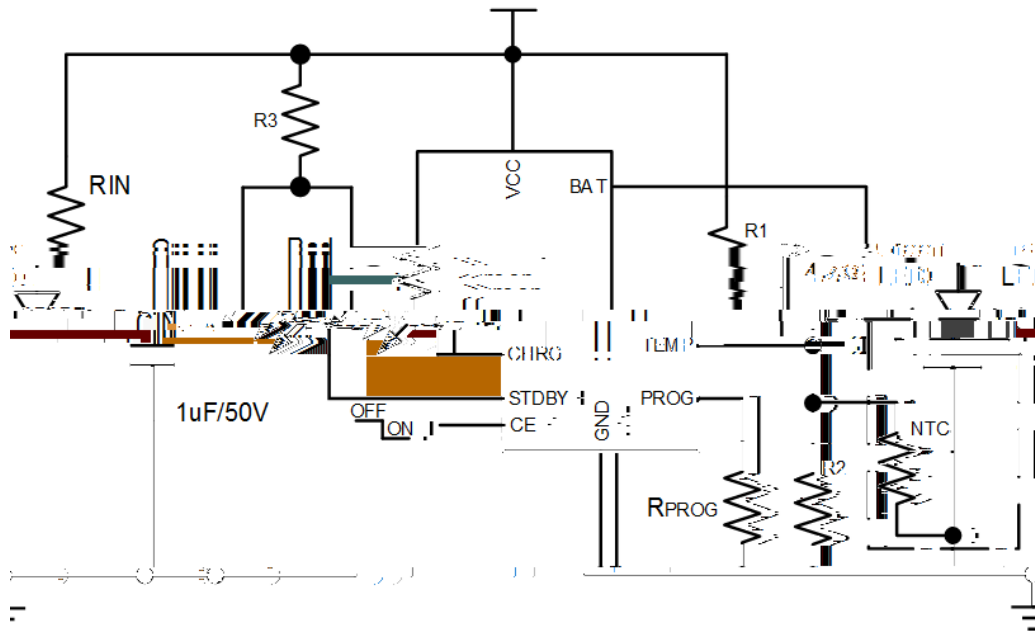



BRCL4079ZZ-4.2		
BRCL4079ZZ-4.2	/	
BRCL4079ZZ-4.2		USB
BRCL4079ZZ-4.2	PMOSFET	

BRCL4079ZZ-4.2

Rev.B May.-2025



(M : M : : @ + % M :) : < D : L : < > E ; 9I : C+ ' 79QQ\$+% : < M :



PIN Num.	Symbol	Function
1	TEMP	
2	GI F >	> E ;
3	GND	
4	VCC	
5	BAT	
6	STDBY	
7	CHRG	
8	CE	
<G8;	> E ;	

BRCL4079ZZ-4.2


Rev.B May.-2025



DATA SHEET

PARAMETER	SYMBOL	CONDITIONS	MIN	TYP	MAX	UNITS
V _{CC} Under voltage Lockout Hysteresis	V _{CC_UV_HYS}	V _{CC} from High to Low	100	200	300	mV
V _{CC} -V _{BAT} Lockout Threshold	V _{ASD}	V _{CC} from Low to High	100	125	150	mV
		V _{CC} from High to Low	30	65	100	mV
C/10 Charging Termination Current	I _{TERM}	R _{PROG} =1.0k	62	95	128	mA
R _{PROG} voltage at Constant Current Mode	V _{PROG}	R _{PROG} =1.0k, Current mode	0.9	1.0	1.1	V
CHRG outputs low voltage	V _{CHRG}	I _{CHRG} =5mA		0.3	0.6	V
STDBY outputs low voltage	V _{STDBY}	I _{STDBYG} =5mA		0.3	0.6	V
Rechargeable Battery Voltage	V _{RECHRG}	V _{FLOAT} -V _{RECHARH}	100	150	200	mV

/ Principle block diagram



/ Function description

BRCL4079ZZ-4.2 /

1.0A PCB ...1%

BRCL4079ZZ-4.2 P MOSFET BRCL4079ZZ-4.2 USB

VCC UVLO PROG 1%

BAT V_{TRIKL} V_{TRIKL}

BRCL4079ZZ-4.2 1/10

BAT V_{TRIKL} BAT

V_{FOLOAT} BRCL4079ZZ-4.2

1/10

PROG PROG

950

R_{PROG}=950/I_{CHG} I_{CHG}=950/R_{PROG}

BAT PROG

I_{BAT}=(V_{PROG}× 950)/R_{PROG}

0.5A

R_{PROG}

		1/10		
	PROG	PROG	100mV	tTERM
1.8ms				

BRCL4079ZZ-4.2			CHRG	STDBY	BRCL4079ZZ-4.2
CHRG		CHRG		STDBY	
CHRG STDBY					
TEMP		BAT		10μF	
LED	LED	1-4s			
			C<; : ? >	C<; JK; 9P	
98K	(' u= ŽK<D G= >E ; ž	C<;		C<;	(\$+s

145

BRCL4079ZZ-4.2

BRCL4079ZZ-4.2

<

TEMP

BRCL4079ZZ-4.2

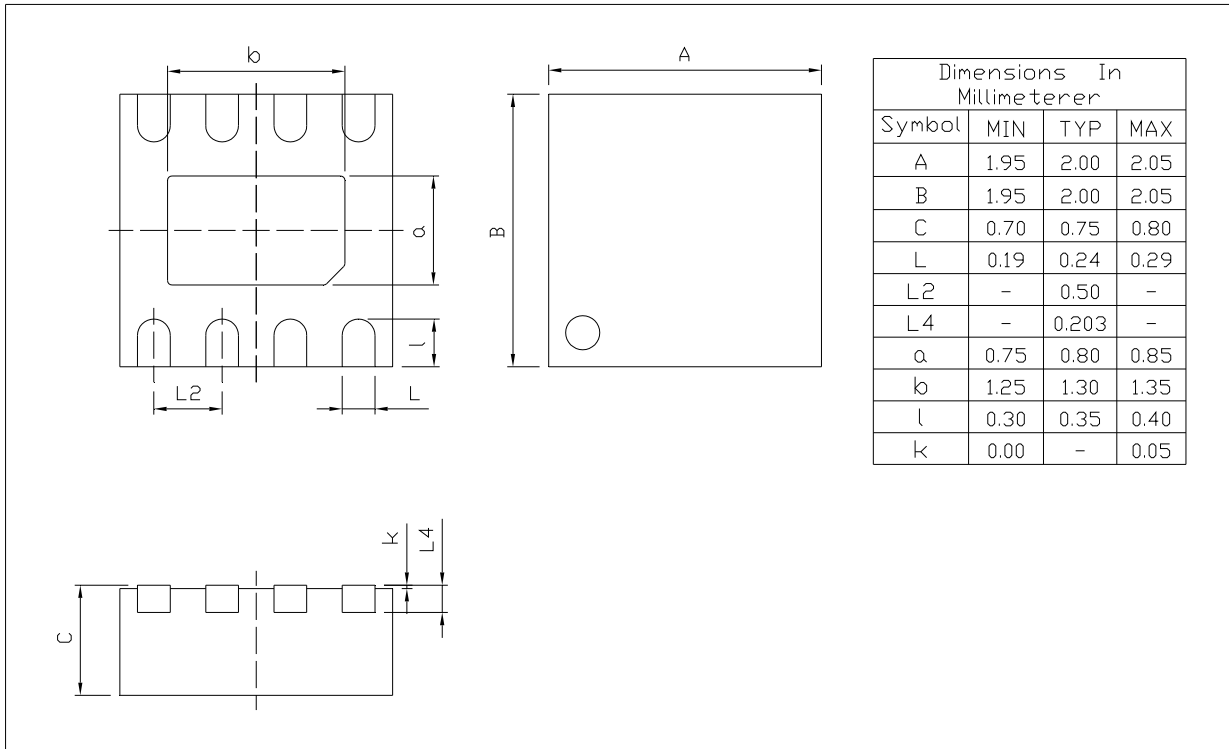
BRCL4079ZZ-4.2
Rev.B May.-2025

BRCL4079ZZ-4.2

/ Package Dimensions

DFN2x2-8L-0.75

Unit:mm



Rev.00 202012



/ Marking Instructions



+! 79

+))

!!!!

+%M

() /

Note:

- | | | | |
|---|---------|------------|---|
| 1 | 150 180 | 60 90sec; | 1.Preheating:150~180 , Time:60~90sec. |
| 2 | 245..5 | 5..0.5sec; | 2.Peak Temp.:245..5 , Duration:5..0.5sec. |
| 3 | 2 10 | /sec. | 3. Cooling Speed: 2~10 /sec. |

/ Resistance to Soldering Heat Test Conditions

260..5 10..1 sec. Temp.:260±5 Time:10±1 sec

/ Packaging SPEC.

/ REEL

Package Type	Units					Dimension (unit mm ³)		
	Units/Reel /	Reels/Inner Box /	Units/Inner Box /	Inner Boxes/Outer Box /	Units/Outer Box /	Reel	Inner Box	Outer Box
DFN2x2-8L	4,000	10	40,000	4	160,000	7 x8	210x205x205	445x435x230

/ Notices

All information provided in this document is subject to legal disclaimers.