

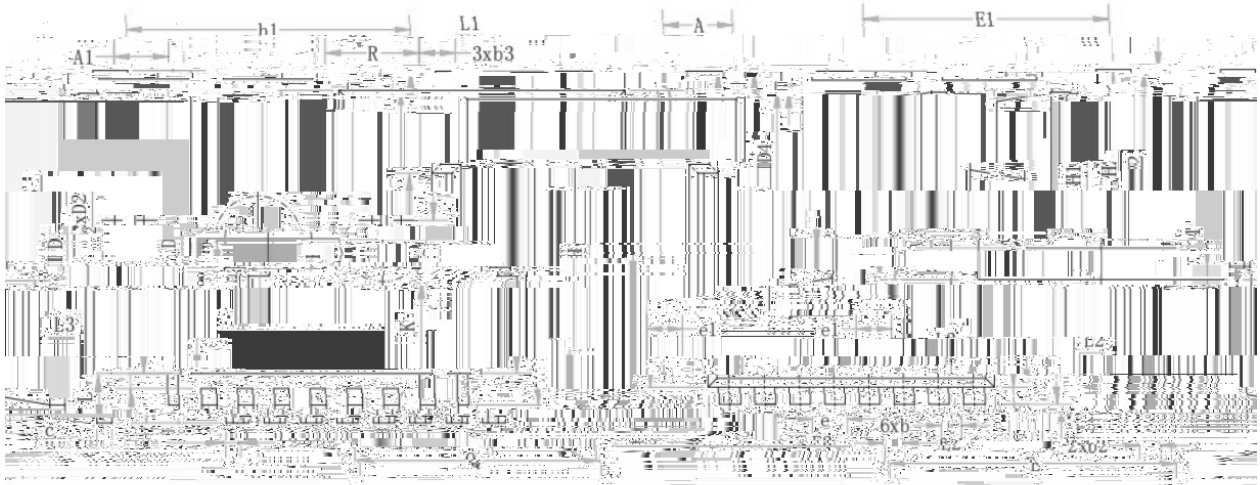




		μ				



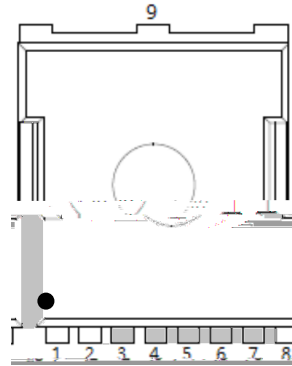


Bottom View

Top View



Symbol	Min	Typ	Max	Symbol	Min	Typ	Max
A	2.25	2.30	2.35	E	9.85	9.90	9.95
A1	1.75	1.80	1.85	E1	8.00	8.10	8.20
b	0.65	0.70	0.75	E2	0.65	0.70	0.75
b1	9.75	9.80	9.85	H1	11.60	11.70	11.80
h2	0.70	0.75	0.80	H1	6.95	BSC	
h3	1.15	1.20	1.25	H2	3.90	BSC	
h4	0.52	0.50	0.52	H3	2.10	BSC	
D	10.35	10.40	10.45	L	1.55	1.65	
D1	11.00	11.10	11.20	L1	0.65	0.70	
D2	3.25	3.30	3.35	L2	0.50	0.60	
D4	4.50	4.55	4.60	L3	0.40	0.50	
e	1.20	1.25	1.30	L4	0.30	0.40	
e1	1.25	1.30	1.35	R	3.00		



BR
