

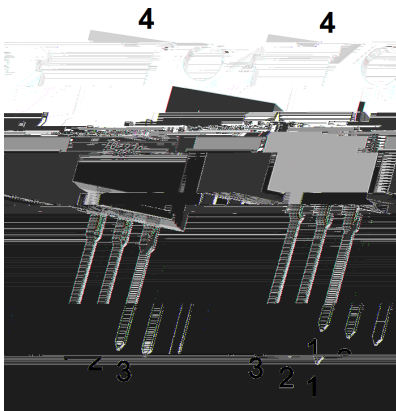
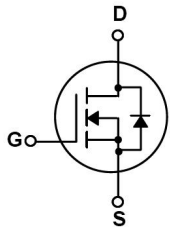
Rev.B Dec.-2023

TO-220 N
N-CHANNEL MOSFET in a TO-220 Plastic Package.

$V_{DS}=100V$ $I_D=120A$
 $R_{DS(on)}@10V$ 5.5m (Type.4.7m)
 $R_{DS(on)}@4.5V$ 7.0m (Type.6.0m)
 HF Product.

9D J

High frequency switching and synchronous rectification, BMS, Motor.




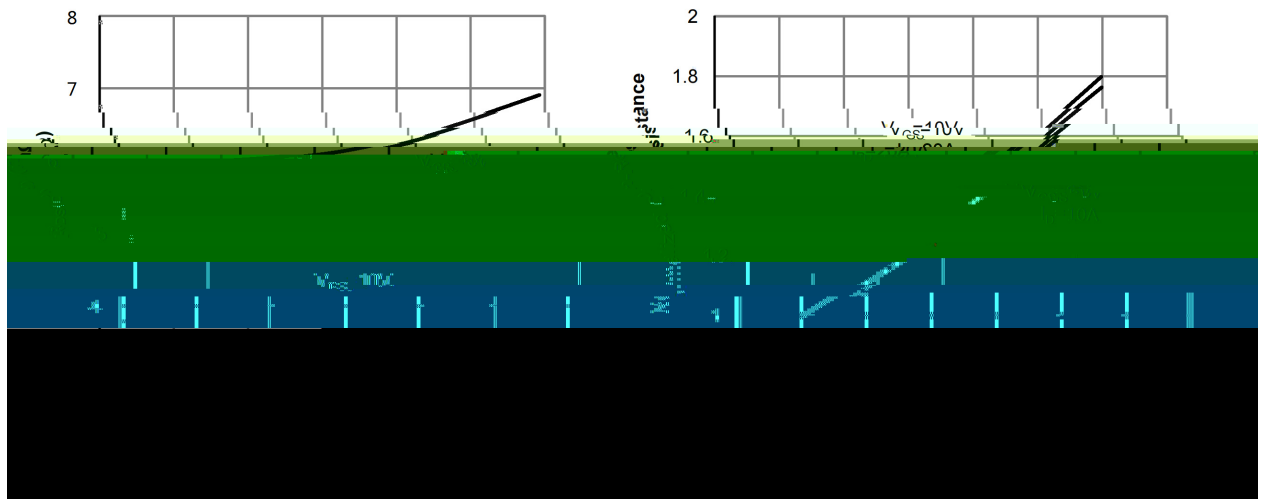
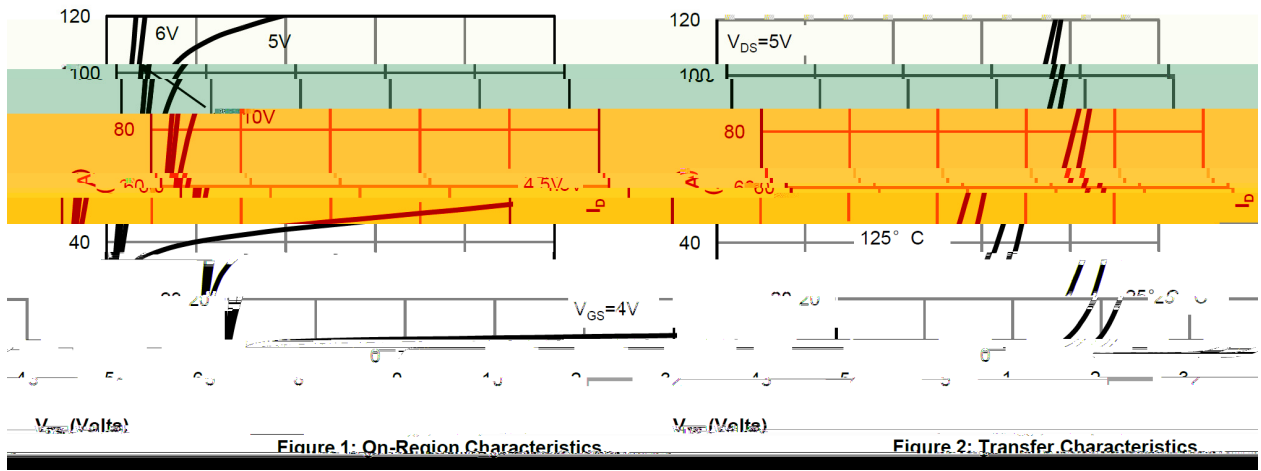
PIN 1 G PIN 2 4 D PIN 3 S

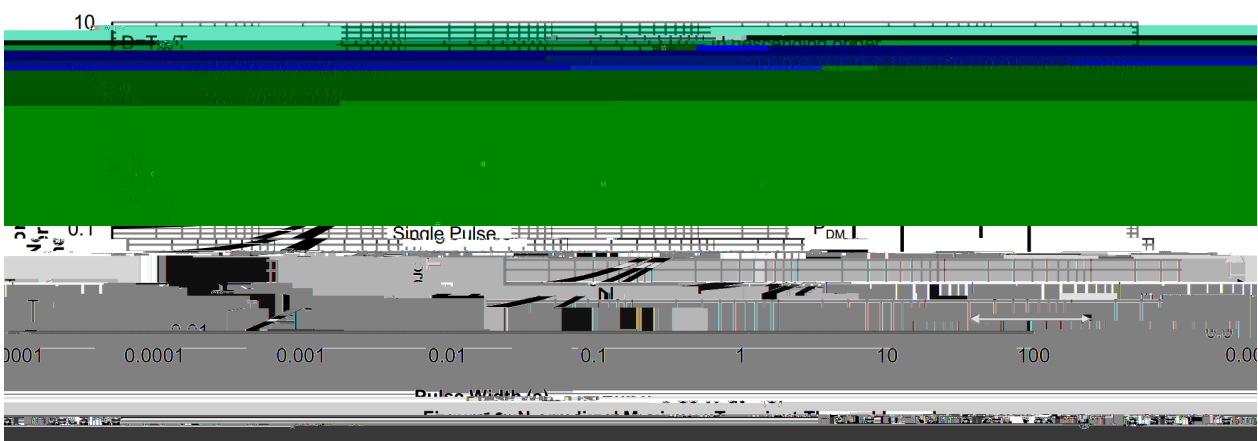

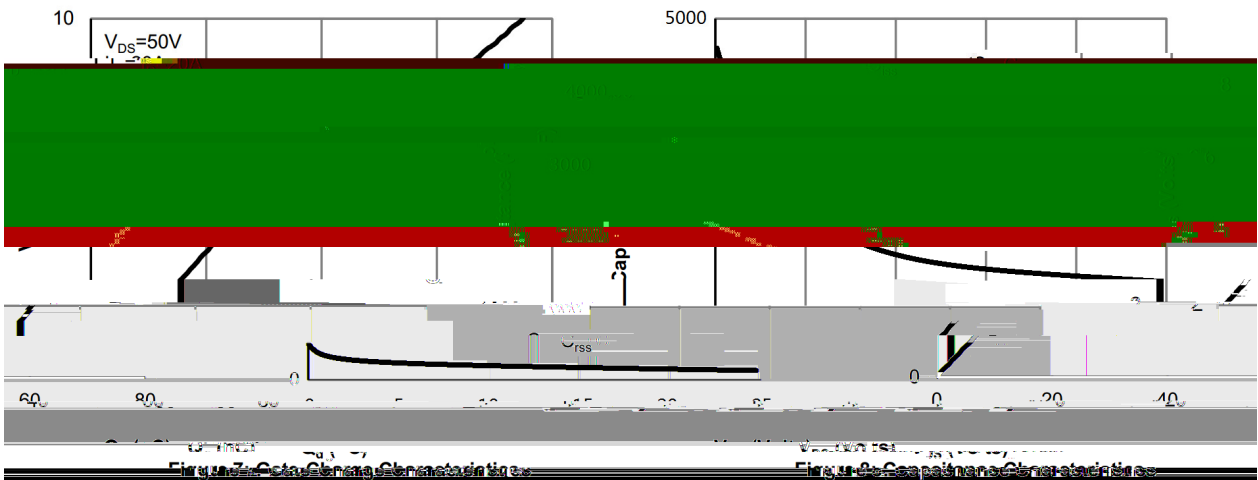
See Marking Instructions.

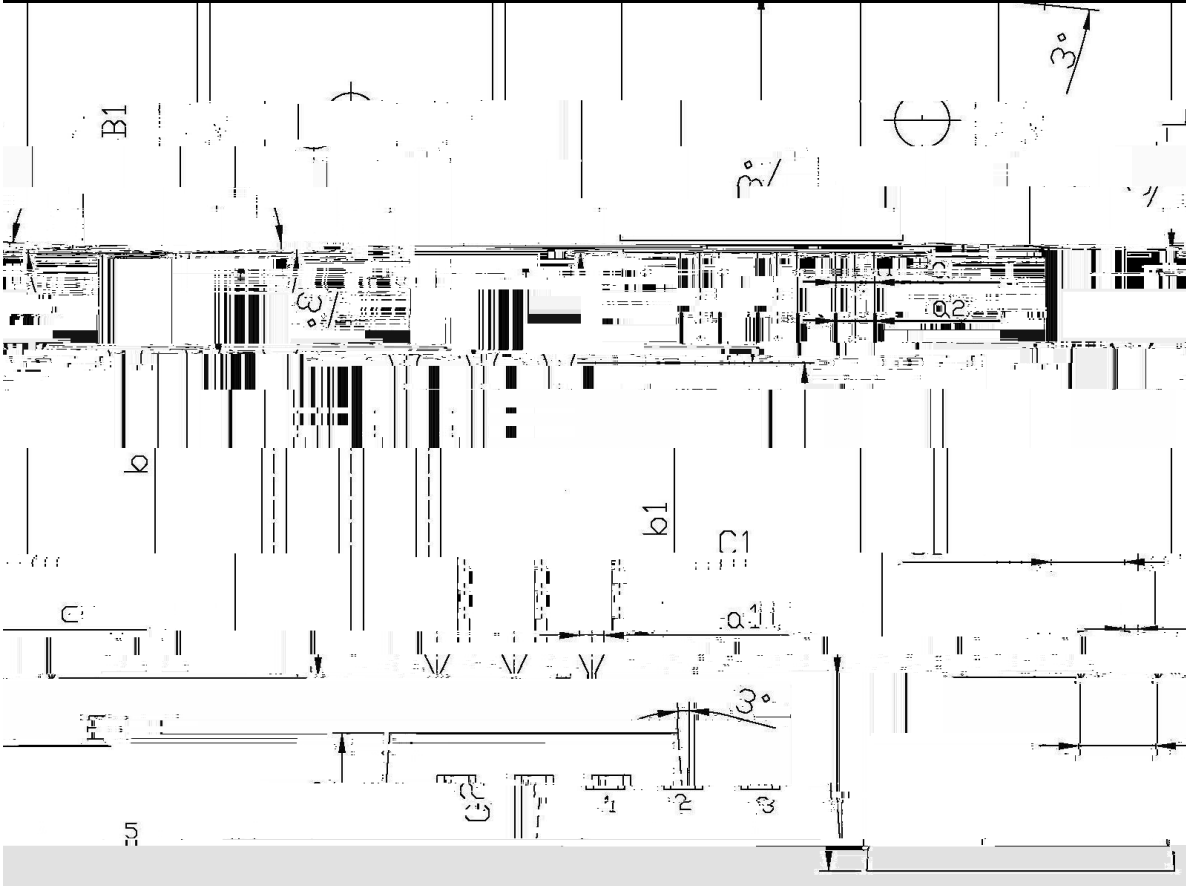

Parameter	Symbol	Rating	Unit
Drain-Source Voltage	V_{DSS}	100	V
Drain Current	$I_D(T_C=25^\circ C)$	120	A
Pulsed Drain Current	I_{DM}	255	A
Gate-Source Voltage	V_{GS}	± 20	V
Single Pulsed Avalanche Energy(L=0.5mH)	E_{AS}	883.6	mJ
Avalanche Current	I_{AS}	47	A
Total Power Dissipation	$P_D(T_C=25^\circ C)$	140	W
Junction and Storage Temperature Range	T_J, T_{STG}	-55 to 150	
Thermal Resistance-Junction to Ambient	R_{JA}	t = 10s	20
		Steady-State	75
Thermal Resistance-Junction to Case			/W

Symbol

Parameter	Symbol	Test Conditions	Min	Typ	Max	Unit
Turn-On Delay Time	$t_{d(on)}$	$V_{GS}=10V$ $V_{DS}=50V$ $R_L=2.5$ $R_{GEN}=3$		28.3		ns
Turn-On Rise Time	t_r			24		
Turn-Off Delay Time	t					

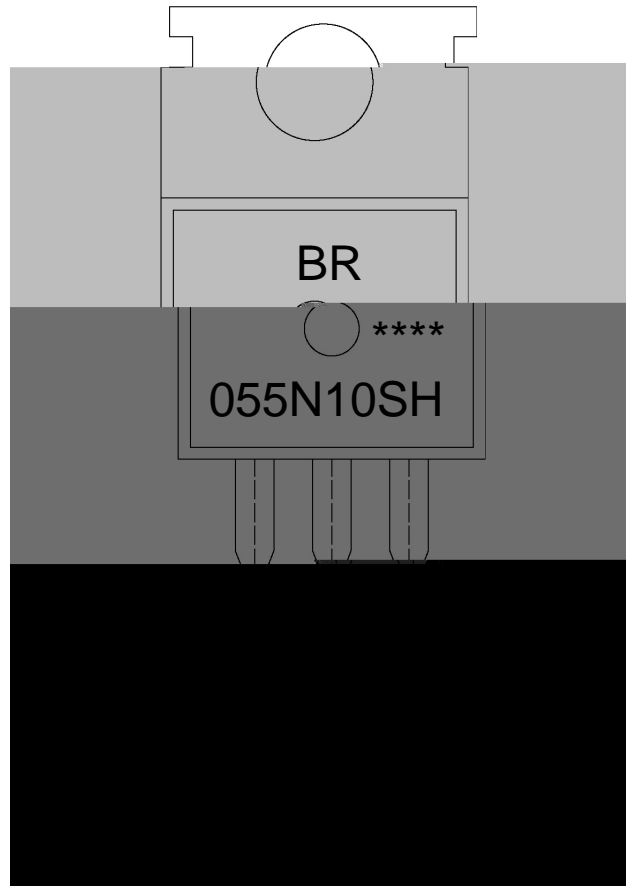






	Symbol	Min	Max	Symbol	Min	Max
	A	9.8	10.2	C	12	14
6.7	R	3.56	3.64	B	6.3	
9.4		15.7	16.1	D	19.0	20.0
2.6	b	12.6	13.6	C1	2.2	





91

' , , E (' J ?

!!!!

Note:

BR: Company Code

055N10SH: Product Type Code

****: Lot No. Code, code change with Lot No

Note:

- | | | | |
|---|--------|------------|---|
| 1 | 25 150 | 60 90sec; | 1.Preheating:25~150 , Time:60~90sec. |
| 2 | 255..5 | 5..0.5sec; | 2.Peak Temp.:255..5 , Duration:5..0.5sec. |
| 3 | 2 10 | /sec. | 3. Cooling Speed: 2~10 /sec. |

270..5 10...1 sec. Temp.:270±5 Time:10±1 sec

/ BULK

Package Type	Units					Dimension (unit mm ³)		
	Units/Bag /	Bags/Inner Box /	Units/Inner Box /	Inner Boxes/Outer Box /	Units/Outer Box /	Bag	Inner Box	Outer Box
TO-220/F	200	10	2,000	5	10,000	135x190	237x172x102	560x245x195

/ TUBE

 Package Type
 Units

D291nson

;>û p .