

BRCS20P04DP

Rev.B Jul.-2018



DATA SHEET

/ Descriptions

TO-252 P MOS P-CHANNEL MOSFET in a TO-252 Plastic Package.

/ Features

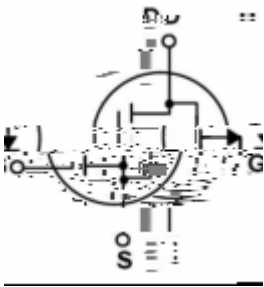
Low gate charge, low crss, fast switching.

/ Applications


DC/DC

Suited for low voltage applications such as automotive,DC/DC Converters,and high efficiency switching for power management in portable and battery operated products.

/ Equivalent Circuit



/ Pinning



PIN1 G PIN 2 D PIN 3 S PIN 4 D

/ h_{FE} Classifications & Marking

See Marking Instructions.

Parameter	Symbol	Rating	Unit
-----------	--------	--------	------

/ Electrical Characteristic Curve

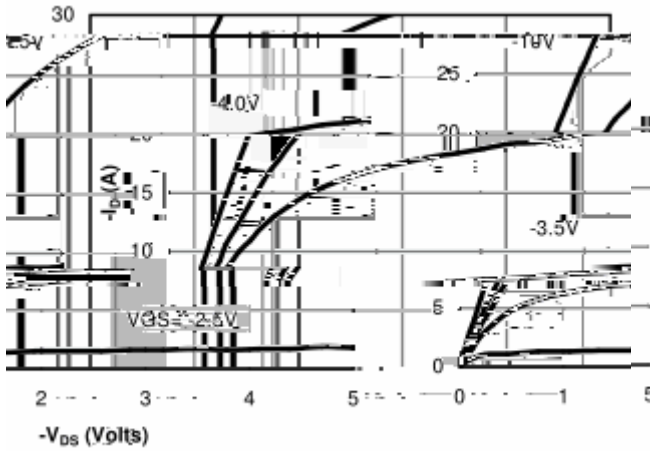


Figure 1: On-Region Characteristics

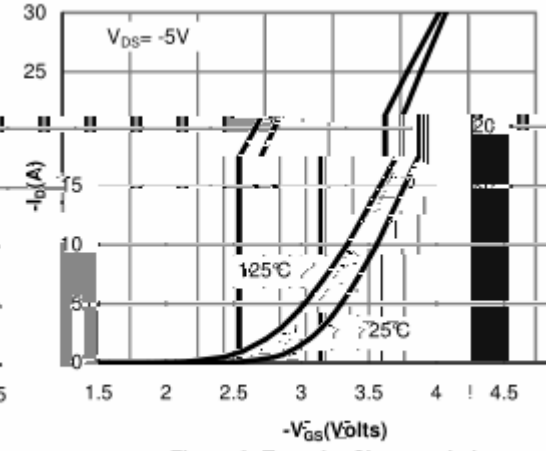


Figure 2: Transfer Characteristics

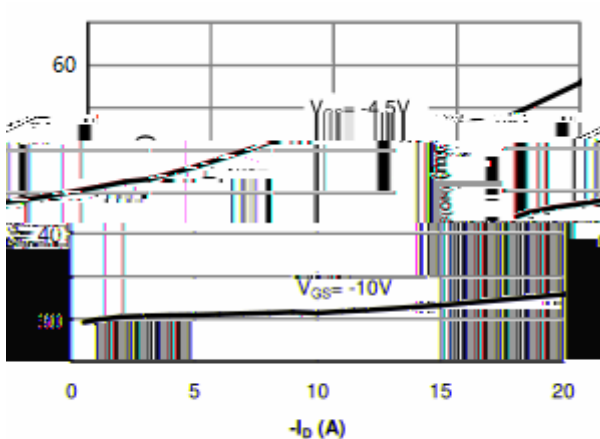


Figure 3: On-Resistance vs. Drain Current and Gate Voltage




Figure 4: On-Resistance vs. Junction Temperature

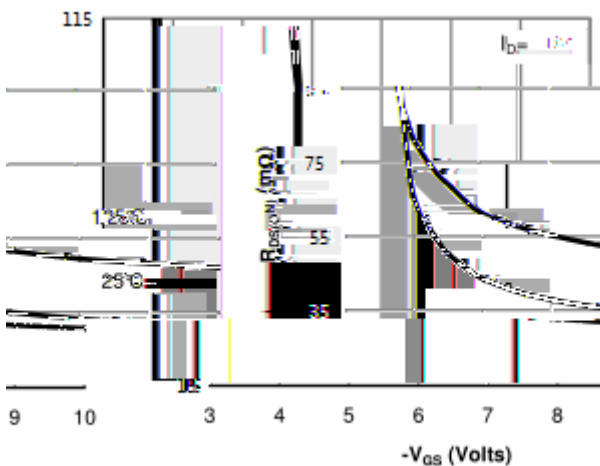


Figure 5: On-Resistance vs. Gate-Source Voltage

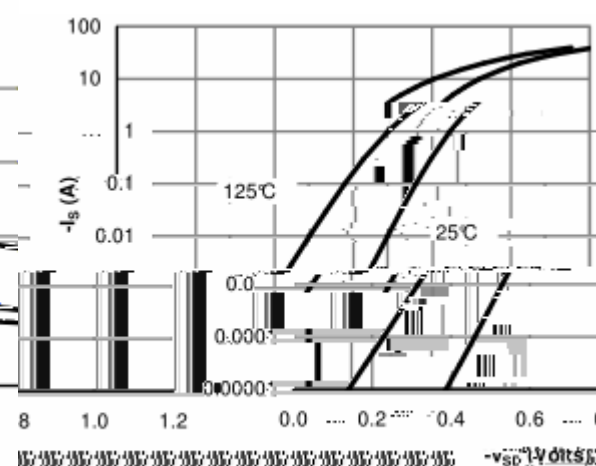


Figure 6: Body-Diode Characteristics

/ Electrical Characteristic Curve

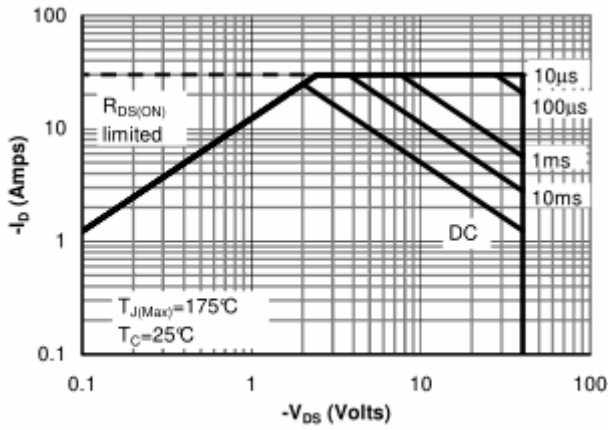
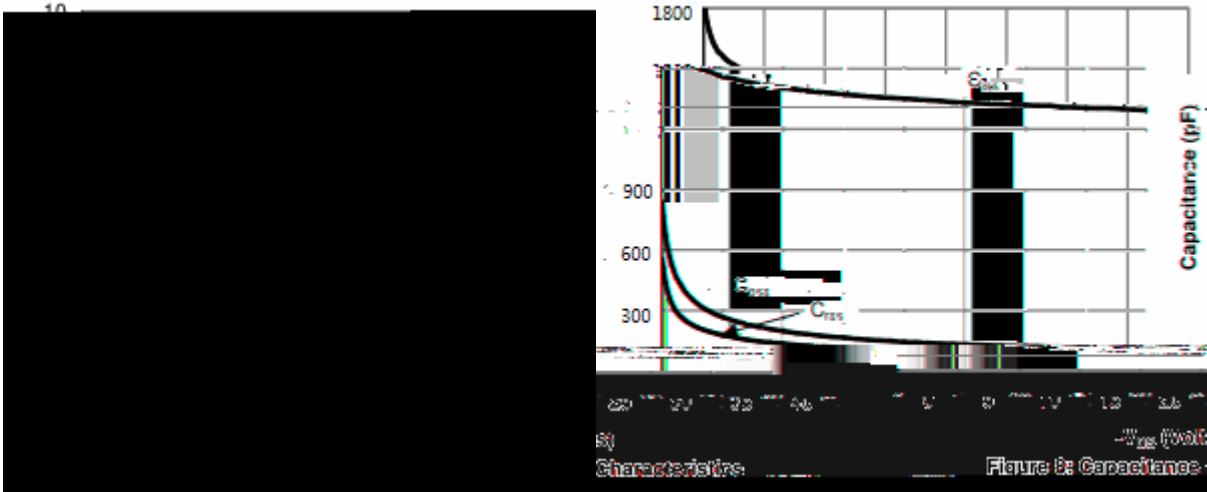
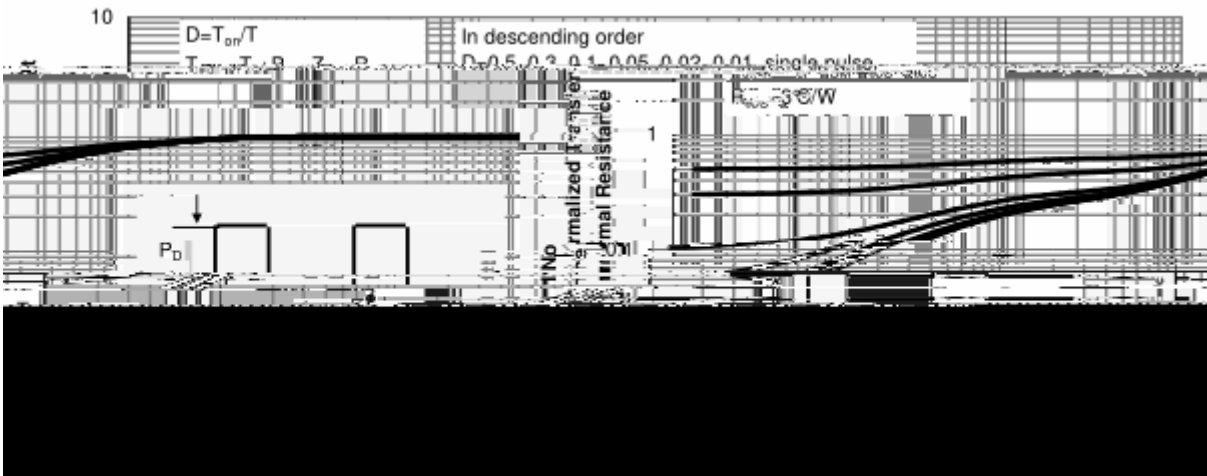


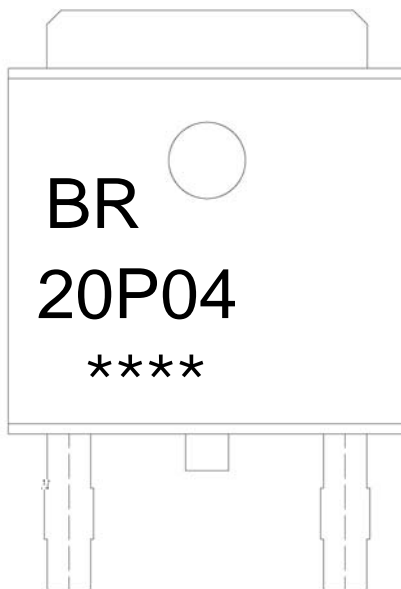
Figure 9: Maximum Forward Biased Safe Operating Area



/ Package Dimensions



/ Marking Instructions



BR


Note:

BR: Company Code

20P04: Product Type.

****: Lot No. Code, code change with Lot No.

() / Temperature Profile for IR Reflow Soldering(Pb-Free)



Note:

- | | | | | | |
|---|-----|-----|----|---------|---|
| 1 | 150 | 158 | 60 | 90sec; | 1.Preheating:150~180 , Time:60~90sec. |
| 2 | 245 | 5 | 5 | 0.5sec; | 2.Peak Temp.:245 5 , Duration:5 0.5sec. |
| 3 | | 2 | 10 | /sec. | 3. Cooling Speed: 2~10 /sec. |

/ Resistance to Soldering Heat Test Conditions

260 5 10 1 sec. Temp.:260±5 Time:10±1 sec

/ Packaging SPEC.

/ REEL

Package Type	Units					Dimension (unit mm ³)		
	Units/Reel	Reels/Inner Box	Units/Inner Box	Inner Boxes/Outer Box	Units/Outer Box	Reel	Inner Box	Outer Box
TO-252	2,500	2	5,000	5	25,000	13 ×16	360×360×50	385×257×392

/ TUBE

Package Type	Units					Dimension (unit mm ³)		
	Units/Tube	Tubes/Inner Box	Units/Inner Box	Inner Boxes/Outer Box	Units/Outer Box	Tube	Inner Box	Outer Box
TO-251/252	75	48	3,600	5	18,000	526×20.5×5.25	555×164×50	575×290×180

/ Notices