

Parameter		Symbol	Rating		Unit
			N-channel	P-channel	
Drain-Source Voltage		V_{DSS}	60	-60	V
Gate-Source Voltage		V_{GSS}	±20		V
Continuous Drain Current	$T_A=25$	I_D	5.2	-5.2	A
	$T_A=70$	I_D	4	-4	A
Pulsed Drain Current		I_{DM}	20.8	-20.8	A
Power Dissipation	$T_A=25$	P_D	2	2	W

Parameter	Symbol	Test Conditions	Min	Typ	Max	Unit
Drain-Source Breakdown Voltage	BV_{DSS}	$V_{GS}=0V$ $I_D=250 A$	60	65		V
Zero Gate Voltage Drain Current	I_{DSS}	$V_{DS}=60V$ $V_{GS}=0V$			1.0	A
		$V_{DS}=60V$ $V_{GS}=0V$ $T_J=55$			5.0	A
Gate-Body leakage current	I_{GSS}	$V_{GS}=\pm 20V$ $V_{DS}=0V$			100	nA
Gate Threshold Voltage	$V_{GS(th)}$	$V_{DS}=V_{GS}$ $I_D=250 A$	1.0	1.5	3	V

N- / N-CHANNEL Electrical Characteristic Curve

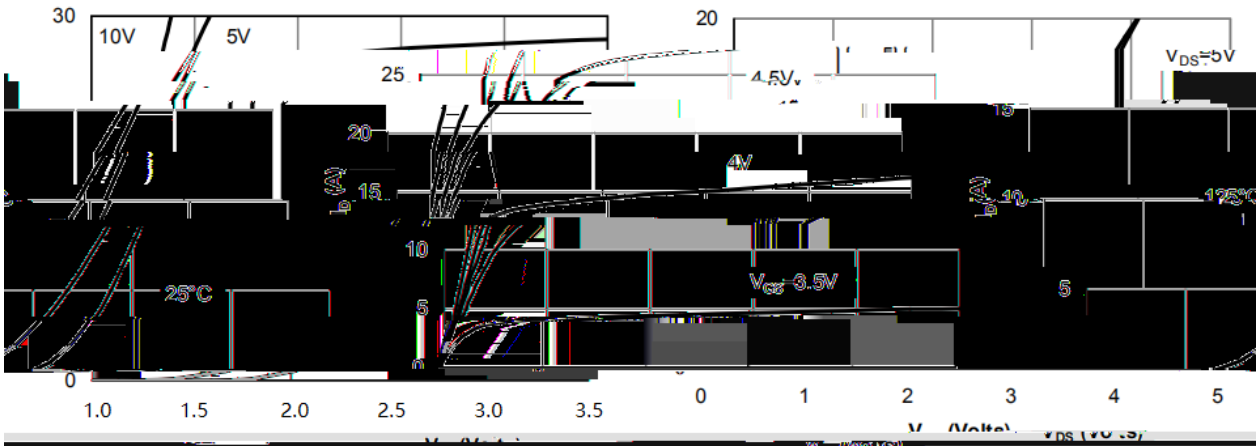


Figure 1: On-Region Characteristics

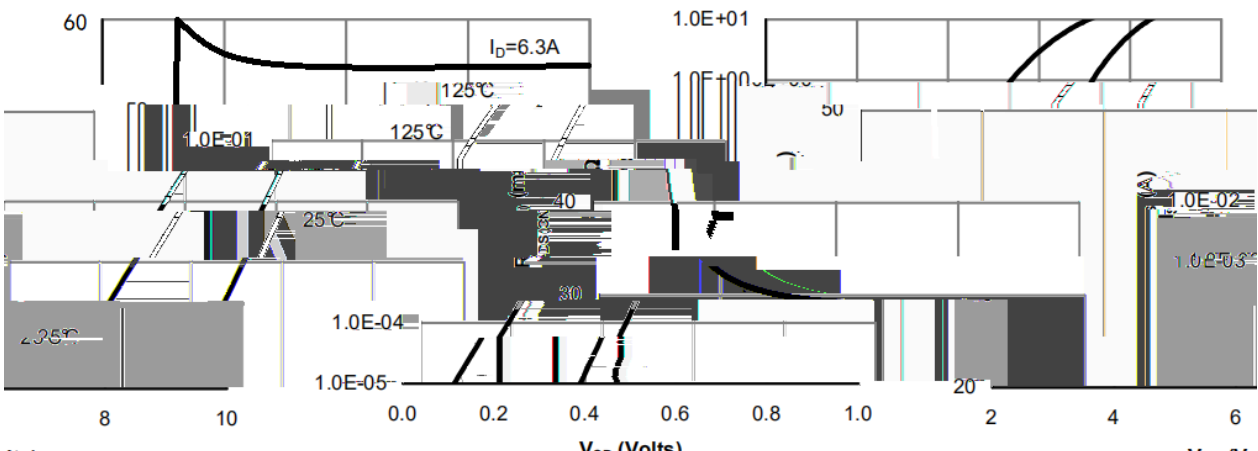
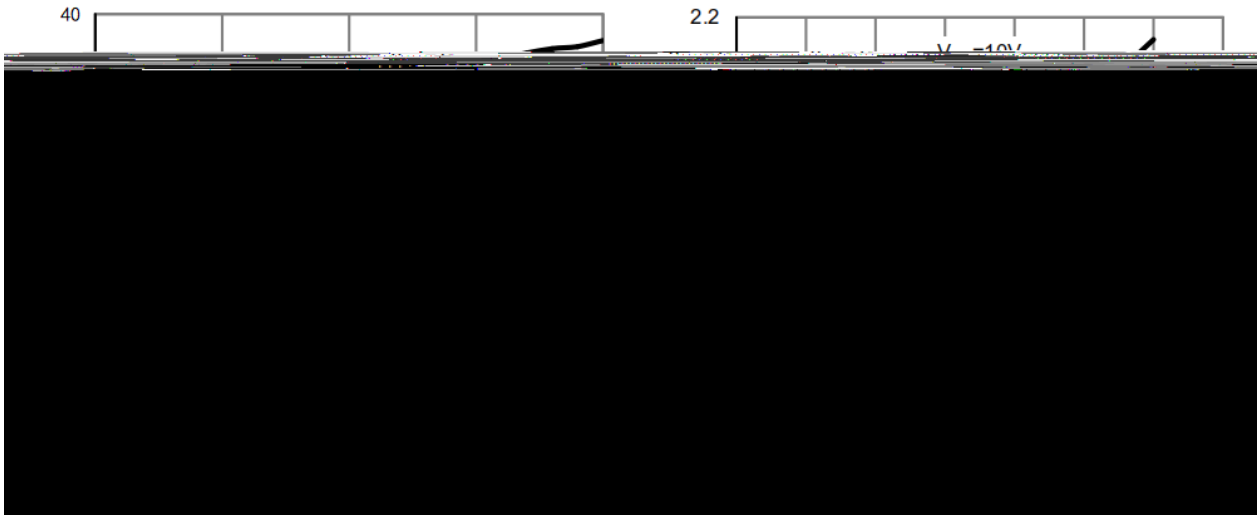

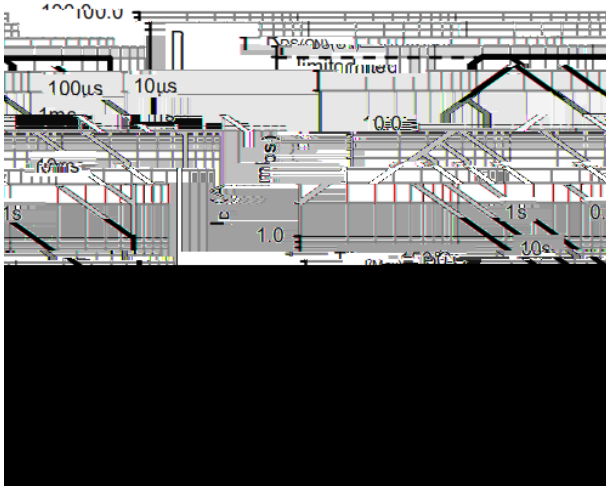
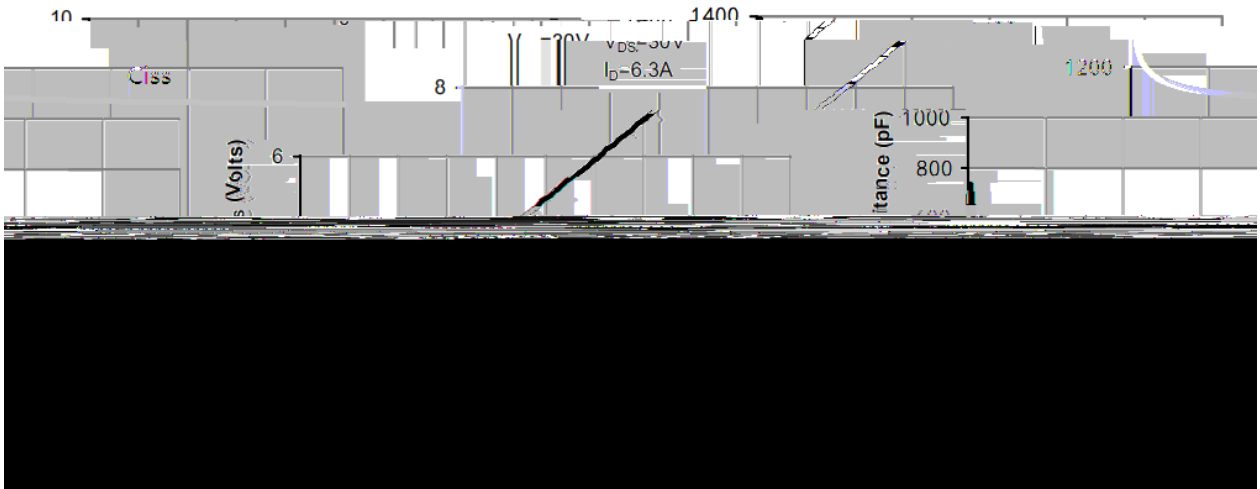


Figure 6: Body-Diode Characteristics

N- / N-CHANNEL Electrical Characteristic Curve



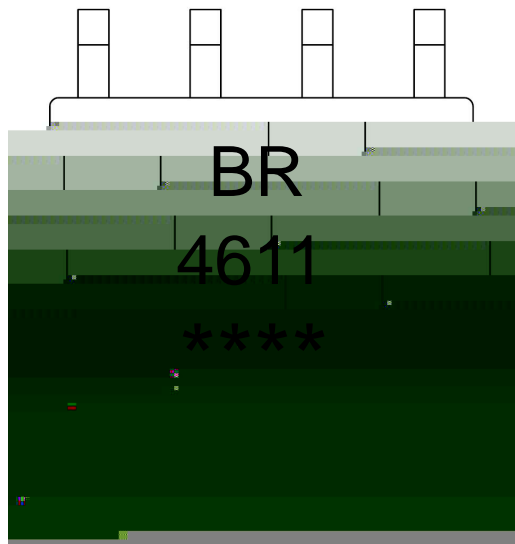
Parameter	Symbol	Test Conditions	Min	Typ	Max	Unit
Drain-Source Breakdown Voltage	BV_{DSS}	$V_{GS}=0V$ $I_D=-250$ A	-60	-68		V
Zero Gate Voltage Drain Current	I_{DSS}	$V_{DS}=-60V$ $V_{GS}=0V$			-1.0	A
		$V_{DS}=-60V$ $V_{GS}=0V$ $T_J=55$			-5.0	A

P- / P-CHANNEL Electrical Characteristic Curve

P-

BRCS4611SC
Rev.A Jul.-2020

/ Marking Instructions



BR

4611

Note:

BR: Company Code.

4611: Product Type.

****: Lot No. Code, code change with Lot No.

BRCS4611SC