

/ Revised record

A	2021-12-11	ALL	Ver.D	BRD100N03 TO-252#	

BRD100N03

Rev.A Dec.-2021



DATA SHEET

/ Descriptions

TO-252 N MOS
N-CHANNEL MOSFET in a TO-252 Plastic Package.

/ Features

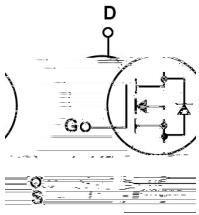
Low gate charge, low crss, fast switching. Halogen-free Product.

/ Applications


DC/DC

These devices are well suited for high efficiency switching DC/DC converters and switch mode power supplies.

/ Equivalent Circuit



/ Pinning




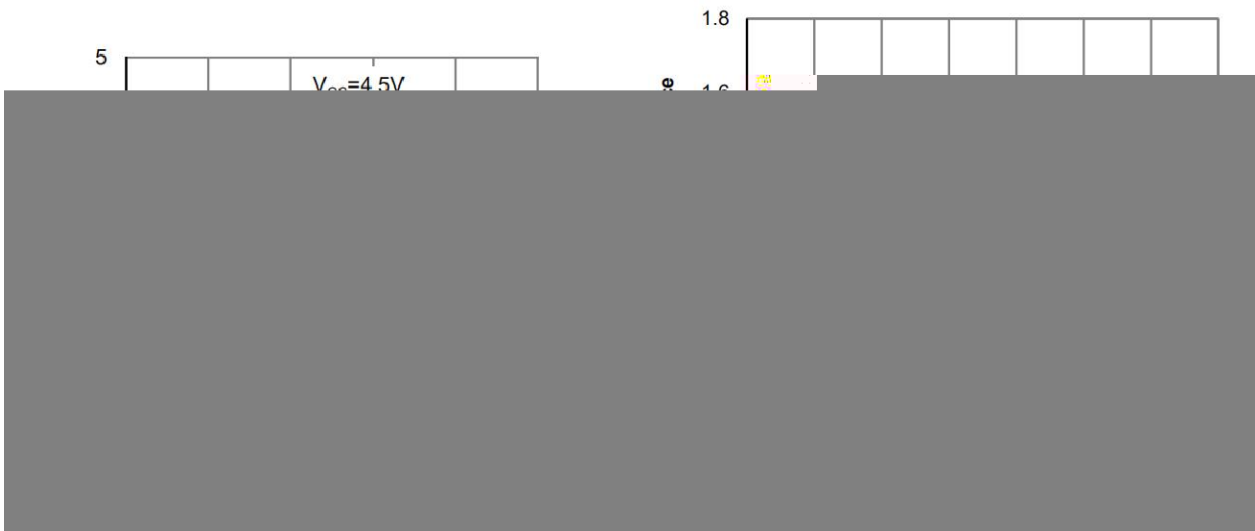
PIN1 G PIN 2 D PIN 3 S PIN 4 D

/ h_{FE} Classifications & Marking



See Marking Instructions.

Parameter	Symbol	Test Conditions	Min	Typ	Max
-----------	--------	-----------------	-----	-----	-----

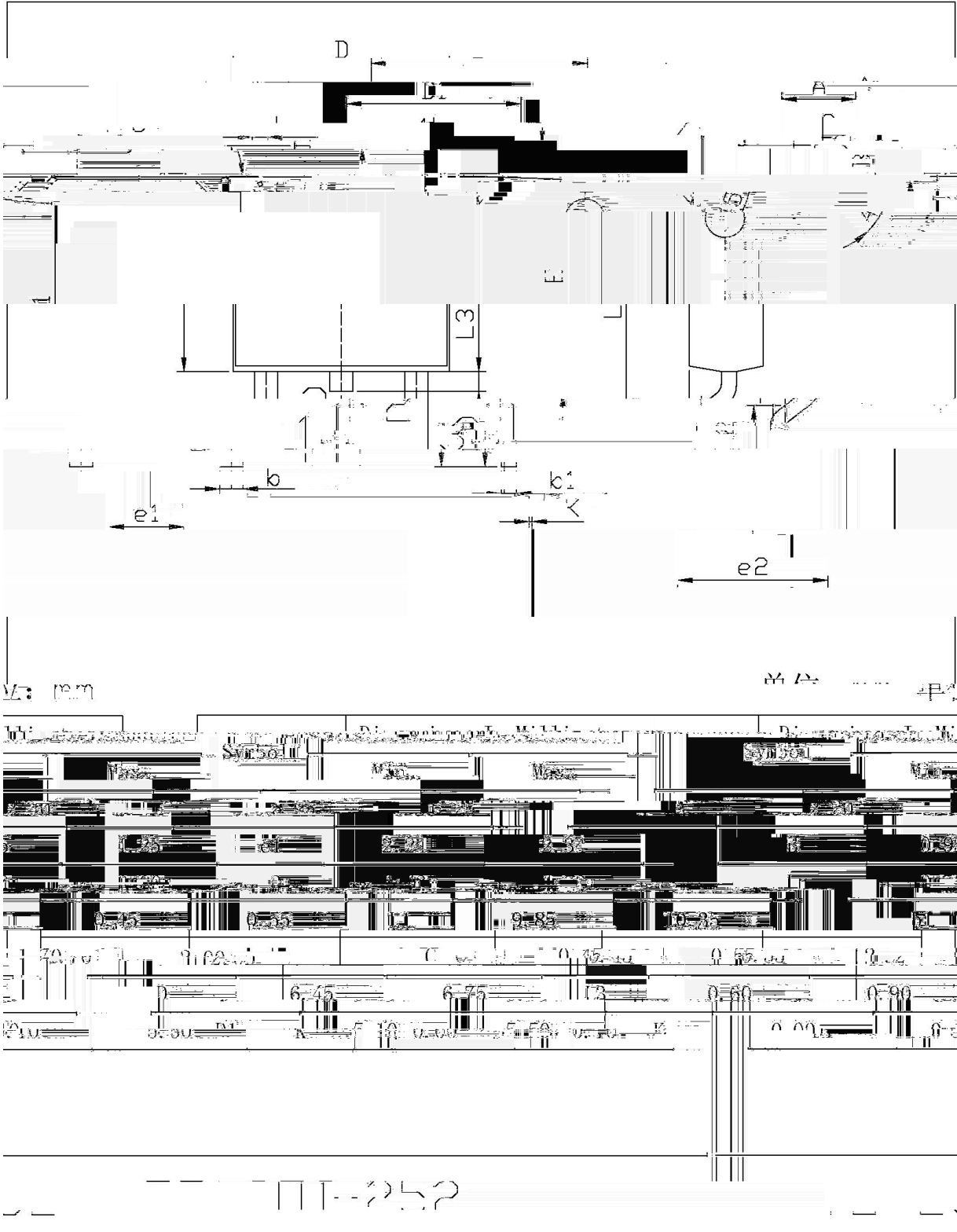
/ Electrical Characteristic Curve



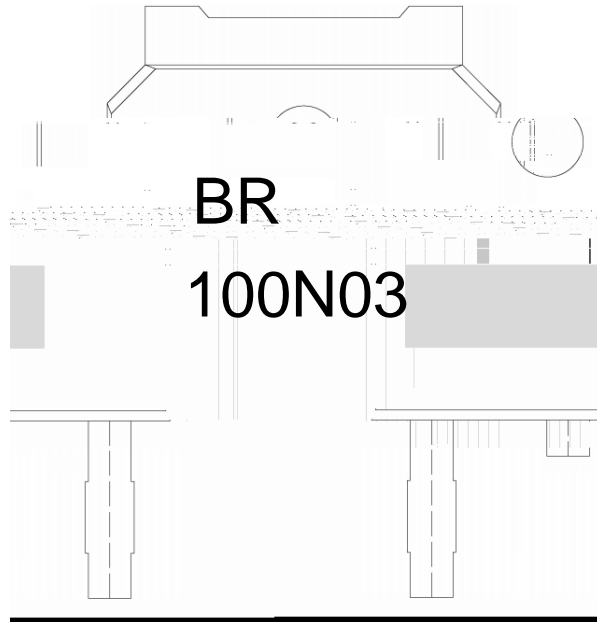
/ Electrical Characteristic Curve



/ Package Dimensions



/ Marking Instructions



BR

100N03

Note:

BR: Company Code

100N03: Product Type.

****: Lot No. Code, code change with Lot No.

() / Temperature Profile for IR Reflow Soldering(Pb-Free)

- | | | | | | | |
|---|-------|-----|-------|-----------|-------|--|
| 1 | 150 | 180 | 60 | 90sec; | Note: | 1.Preheating:150~180°C, Time:60~90sec. |
| 2 | 245±5 | | 5±0.5 | sec; | | 2.Peak Temp.:245±5°C, Duration:5±0.5sec. |
| 3 | | | 2 | 10°C/sec. | | 3. Cooling Speed: 2~10°C/sec. |

/ Resistance to Soldering Heat Test