

BRES24V0M2B3MA

/ Absolute Maximum Ratings(Ta=25)

Parameter	Symbol	Rating	Unit
Peak Pulse Power (tp = 8/20μs)	P _{PP}	350	W
Peak Pulse Current (tp = 8/20μs)	I _{PP}	8.0	A
ESD per IEC 61000-4-2 (Air)	V _{ESD1}	±30	kV
ESD per IEC 61000-4-2 (Contact)	V _{ESD2}	±30	kV
Operating Temperature	T _{OPR}	-55 to +150	
Storage Temperature	T _{STG}	-55 to +150	

/ Electrical Characteristics(Ta=25)

Parameter	Symbol	Test Conditions	Min	Typ	Max	Unit
Reverse Stand-Off Voltage	V _{RWM}				24	V
Reverse Breakdown Voltage	V _{BR}	I _t =1mA	26.7			V
Reverse Leakage Current	I _R	V _{RWM} =24V T=25			1	μA
Clamping Voltage	V _C	I _{PP} =1.0A t _p =8/20μS			33	V
	V _C	I _{PP} =8.0A t _p =8/20μS			44	V
Capacitance. Any I/O pin to GND	C _J	V _R =0V f=1MHz		25	30	pF

/ Electrical Characteristic Curve

Fig.1 Non-Repetitive Pulse Power vs.Pulse Time


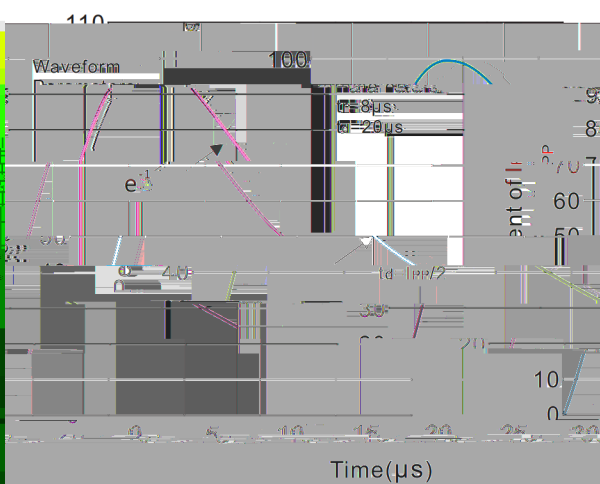


Fig.2 Pulse Waveform

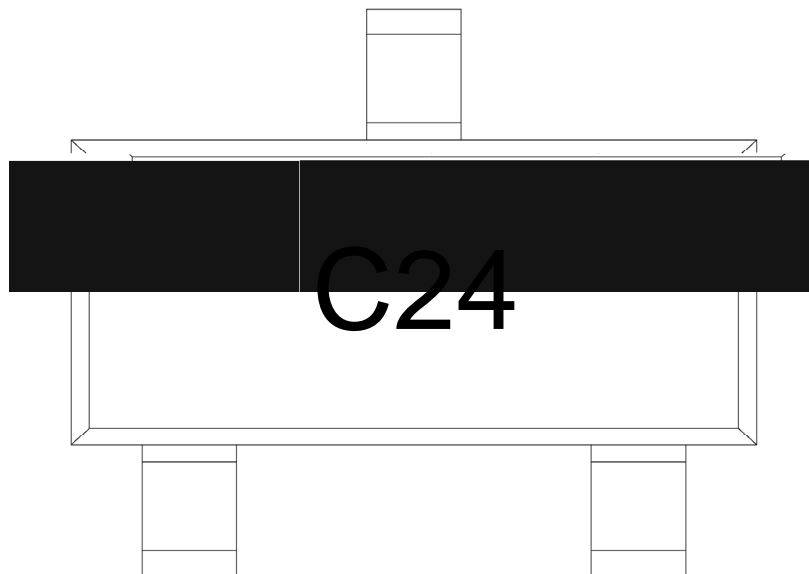


BRES24V0M2B3MA

Rev.B Apr.-2024

DATA SHEET

/ Marking Instructions



Note:

C24: Product Type Code

BRES24V0M2B3MA

Rev.B Apr.-2024



DATA SHEET

() / Temperature Profile for IR Reflow Soldering(Pb-Free)

Note:

1 150 180 60