

BRESD3V3X1C2ZPQ

Rev.A Dec.-2024

/ Descriptions

DFN1006-2L ESD
DFN1006-2L Plastic Package 1-Line,Bi-directional , ESD Protection Diode.

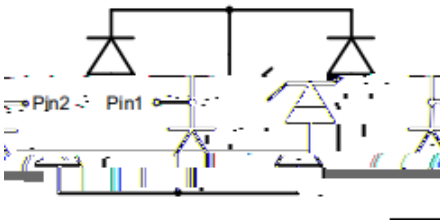
/ Features

1ns 20KV IEC61000-4-2 4 ESD
AEC-Q101
Ultra small package, Response Time is Typically<1ns, ESD>20kV per Human Body Model,IEC61000-4-2 Level 4 ESD Protection,Qualified to AEC-Q101 Standards for High Reliability, HF Product.


/ Applications

MP3
Suitable for cellular phones audio,MP3 players, Digital cameras, Portable devices, mobile telephone and other users, Meet the stringent requirements of automotive applications.

/ Equivalent Circuit



/ Pinning



/ Marking

See Marking Instructions.

BRES3V3X1C2ZPQ

Rev.A Dec.-2024



DATA SHEET

Parameter	Symbol	Rating	Unit
Peak Pulse Power($t_p = 8/20\mu s$)	P_{PK}	60	W
Peak Pulse Current($t_p = 8/20\mu s$)	I_{PP}	3.5	A
ESD according to IEC61000-4-2 air discharge	V_{ESD}	± 20	KV
ESD according to IEC61000-4-2 contact discharge		± 15	
Junction temperature	T_J	-55~+125	
Storage Temperature	T_{STG}	-55~+150	

Parameter	Symbol	Test Conditions	Min	Typ	Max	Unit
Reverse maximum working voltage	V_{RWM}				3.3	V
Reverse leakage current	I_R	$V_{RWM} = 3.3V$			100	nA
Reverse breakdown voltage ¹⁾	V_{BR}	$I_T = 1mA$	4.2			V
Clamping voltage	V_C	$I_{PP} = 3.5A \quad t_p = 8/20\mu s$		15		V
Clamping voltage(TLP)		$I_{PP} = 16A \quad T_p = 100ns$			15	V
Dynamic Resistance	R_{dyn}	T_P				

/ Electrical Characteristic Curve(Ta=25)



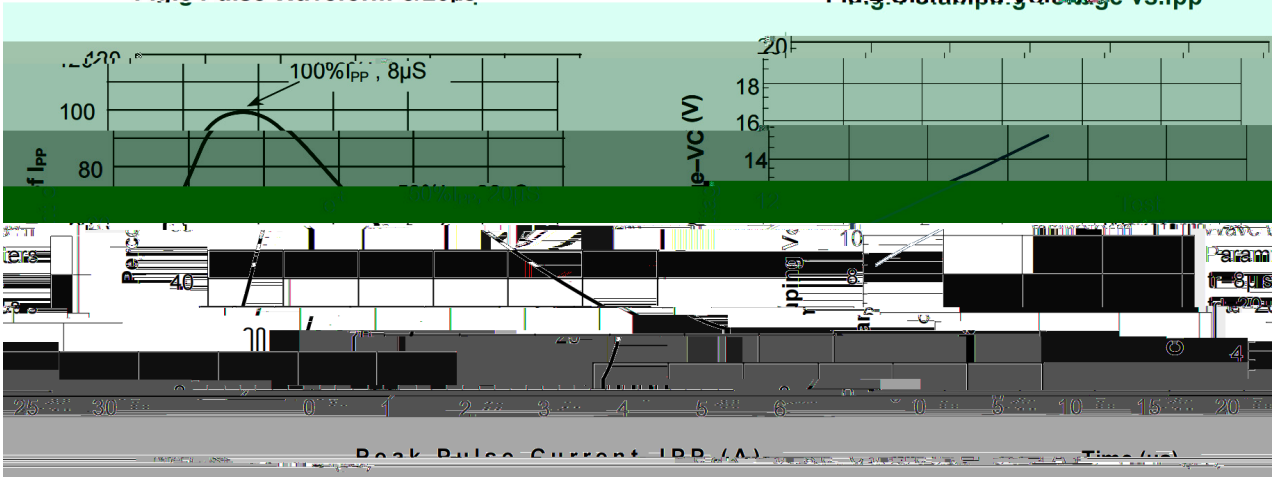


Fig.3 Pulse Waveform-8/20 μ s

Fig.4 Clampin Voltage v-vc



/ Package Dimensions

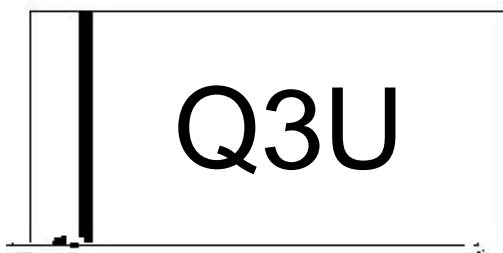
DFN1006-2L

Unit:mm



Rev.01 202108

/ Marking Instructions



Q

3U

Note

Q Automobile halogen-free product Code

3U Product Type Code

BRES3V3X1C2ZPQ
Rev.A Dec.-2024