

BRFL70R360C

Rev.A Oct.-2023

TO-220FL N 700V

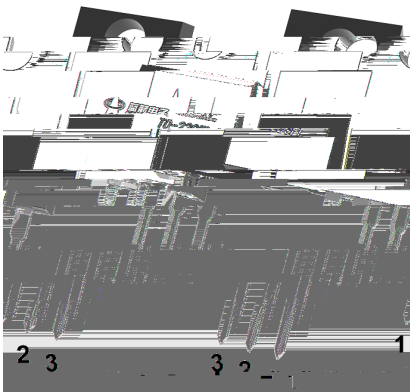
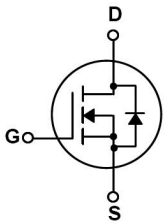
N-CHANNEL 700V Super-Junction Power MOSFET in a TO-220FL Plastic Package.

$R_{DS(on)} \times Q_g$ 100%

ROHS

Very low $R_{DS(on)} \times Q_g$, 100% avalanche tested, RoHS compliant.

For switch mode power supply, uninterruptible power supply, power factor correction.



PIN1 G

PIN 2 D

PIN 3 S

/ Marking

W

/ Absolute Maximum Ratings(Ta=25)

Parameter	Symbol	Rating	Unit
Drain-Source Voltage	V_{DS}	700	V
Drain Current	$I_D(T_C=25)$	12	A
Drain Current - Pulsed	I_{DM}	44	A
Gate-Source Voltage	V_{GS}	± 30	V
Single Pulsed Avalanche Energy	E_{AS}	277	mJ
Avalanche Current	I_{AS}	8	A
Power Dissipation	$P_D(T_C=25)$	27	W
Operating and Storage Temperature Range	T_J, T_{STG}	-55 to 150	
Junction-to-Case	R_{JC}	4.6	/W
Junction-to-Ambient	R_{JA}	65	/W

/ Electrical Characteristics(Ta=25)


Parameter	Symbol	Test Conditions	Min	Typ	Max	Unit
Drain-Source Breakdown Voltage	BV_{DSS}	$V_{GS}=0V$ $I_D=250$ A	700	735		V
Zero Gate Voltage Drain Current	I_{DSS}	$V_{DS}=700V$ $V_{GS}=0V$ $T_J=25$			1.0	A
Gate-Body Leakage Current, Forward	I_{GSS}	$V_{GS}=\pm 30V$			± 100	nA
Gate Threshold Voltage	$V_{GS(th)}$	$V_{DS}=V_{GS}$ $I_D=250$ A	2.5	3.3	4.0	V
Static Drain-Source On-Resistance	$R_{DS(on)}$	$V_{GS}=10V$ $I_D=6A$		300	360	m
Drain-Source Diode Forward Voltage	V_{SD}	$V_{GS}=0V$ $I_{SD}=12A$ $T_J=25$			1.2	V
Gate Resistance	R_g	$V_{GS}=0V$ $f=1.0MHz$		4.1		
Input Capacitance	C_{iss}	$V_{DS}=100V$ $V_{GS}=0V$ $f=1.0MHz$		735		pF
Output Capacitance	C_{oss}			35		pF
Reverse Transfer Capacitance	C_{rss}			0.45		pF
Turn-On Delay Time	$t_{d(on)}$	$V_{DS}=465V$ $I_D=6.0A$ $R_G=25$ $V_{GS}=10V$		16.3		ns
Turn-On Rise Time	t_r			35		ns
Turn-Off Delay Time	$t_{d(off)}$			78		ns
Turn-Off Fall Time	t_f			39.5		ns

BRFL70R360C

Rev.A Oct.-2023


DATA SHEET

/ Electrical Characteristic Curve




BRFL70R360C

/ Package Dimensions



/ Marking Instructions



BR

70R360C

Note:

BR: Company Code

70R360C: Product Type Code

****: Lot No. Code, code change with Lot No



() / Temperature Profile for Dip Soldering(Pb-Free)

Note:

- | | | | | | |
|---|-------|-----|-------|----------|---|
| 1 | 25 | 150 | 60 | 90sec; | 1.Preheating:25~150 , Time:60~90sec. |
| 2 | 255±5 | | 5±0.5 | sec; | 2.Peak Temp.:255±5 , Duration:5±0.5sec. |
| 3 | | | 2 | 10 /sec. | 3. Cooling Speed: 2~10 /sec. |

/ Resistance to Soldering Heat Test Conditions

270±5	10±1 sec.	Temp.:270±5	Time:10±1 sec
-------	-----------	-------------	---------------

/ Packaging SPEC.