Ultrafast Recovery rectifier bridge in a GBJ Plastic Package.

Parameter	Symbol	Rating	Unit
Peak Repetitive Reverse Voltage	V_{RRM}	600	V
Maximum RMS Voltage	V_{RMS}	420	V
Maximum DC Blocking Voltage	V_{DC}	600	V
Maximum Average Forward Current	$I_{(AV)}$	4 × 30	A
Peak forward surge current	I_{FSM}	250	A
Typical Thermal Resistance Junction to Case	$R_{\theta Jc}$	0.6	/W
Junction Temperature Range	T_j	150	
Storage Temperature Range	T_{stg}	-55 150	

Parameter	Symbol	Test Conditions		Min	Typ	Max	Unit
Reverse Voltage	V_R	I_R=1mA		600	680		V
Forward Voltage	V_F	I_F=5A	T_C=25		1.32	1.45	V
		I_F=5A	T_C=125		0.90	1.25	
		I_F=15A	T_C=25		1.90	2.25	
		I_F=15A	T_C=125		1.26	1.65	
		I_F=30A	T_C=25		2.35	2.65	
		I_F=30A	T_C=125		1.65	2.15	
Instantaneous Reverse Current	I_R Note 1	V_R=600V	T_a=25			10	μA
		V_R=600V	T_a=125			500	
Reverse Recovery Time	t_{rr}	I_F=0.5A I_R=1.0A I_{RR}=0.25A			40	50	ns

/ Electrical Characteristic Curve

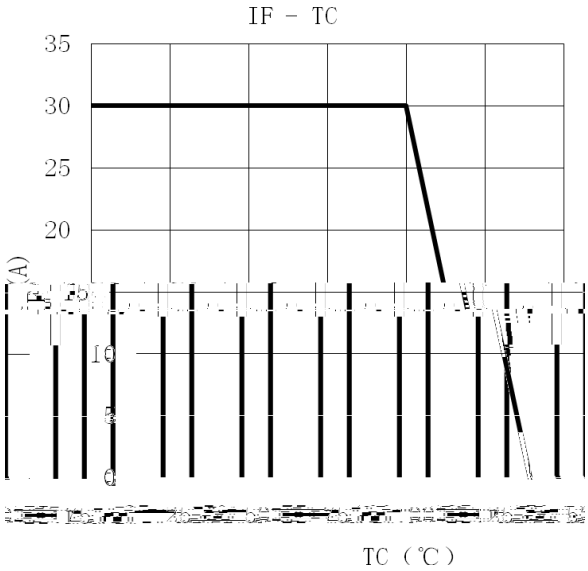

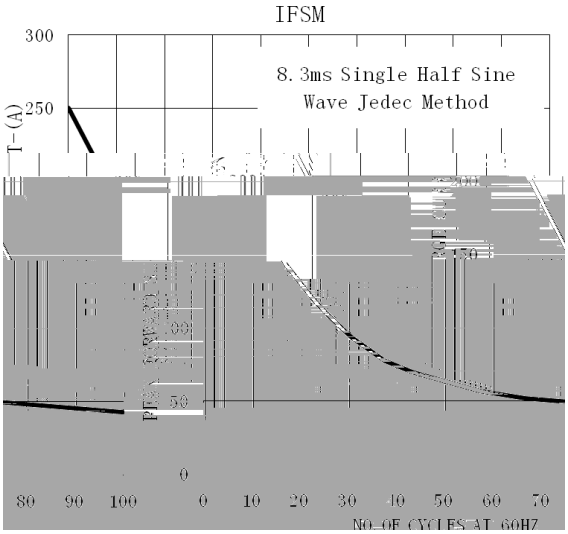



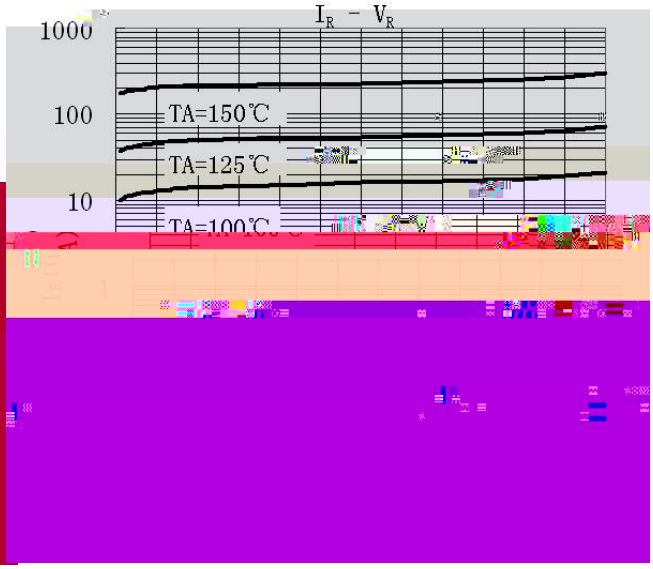

/ Package Dimensions

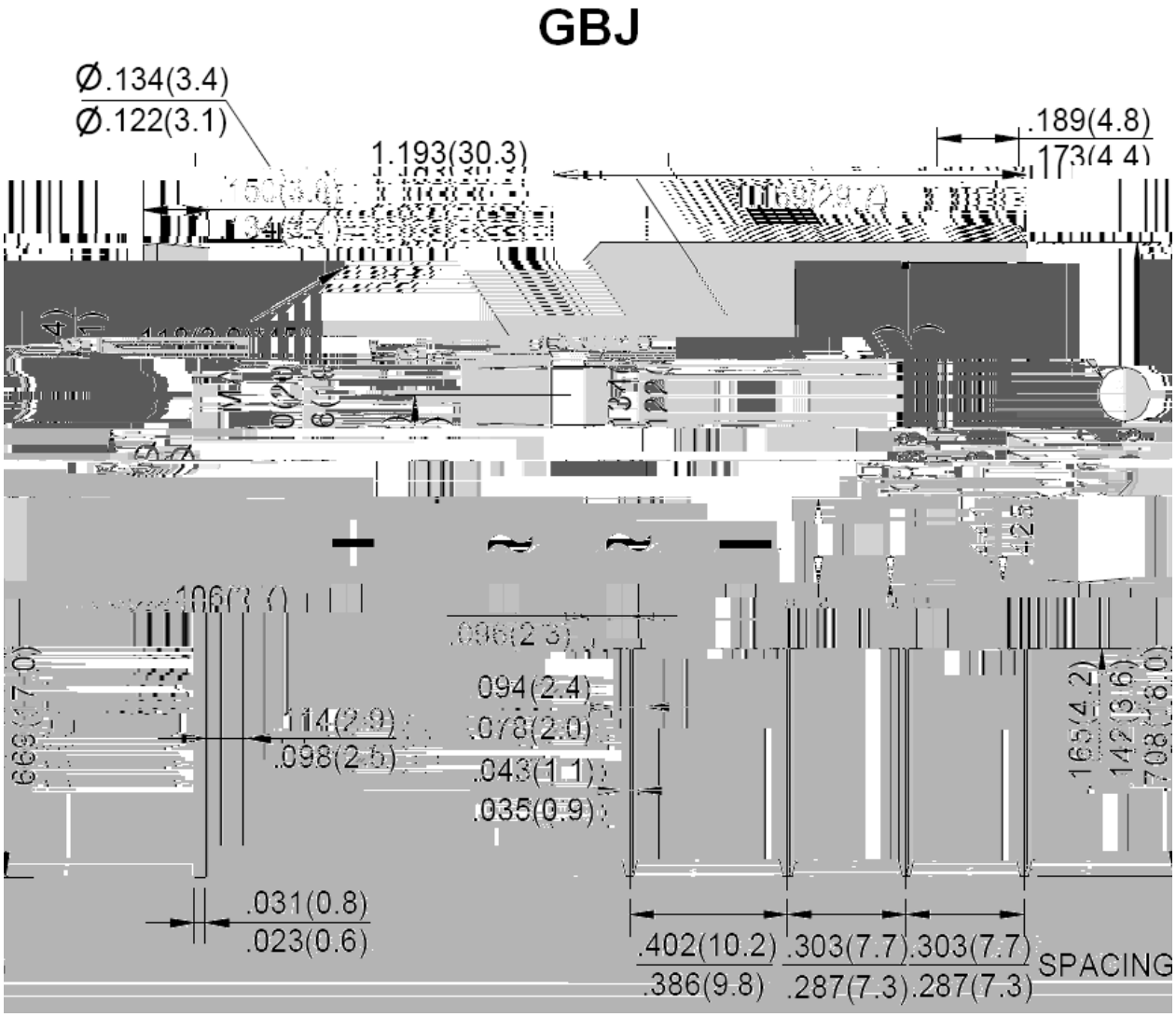

/ Marking Instructions

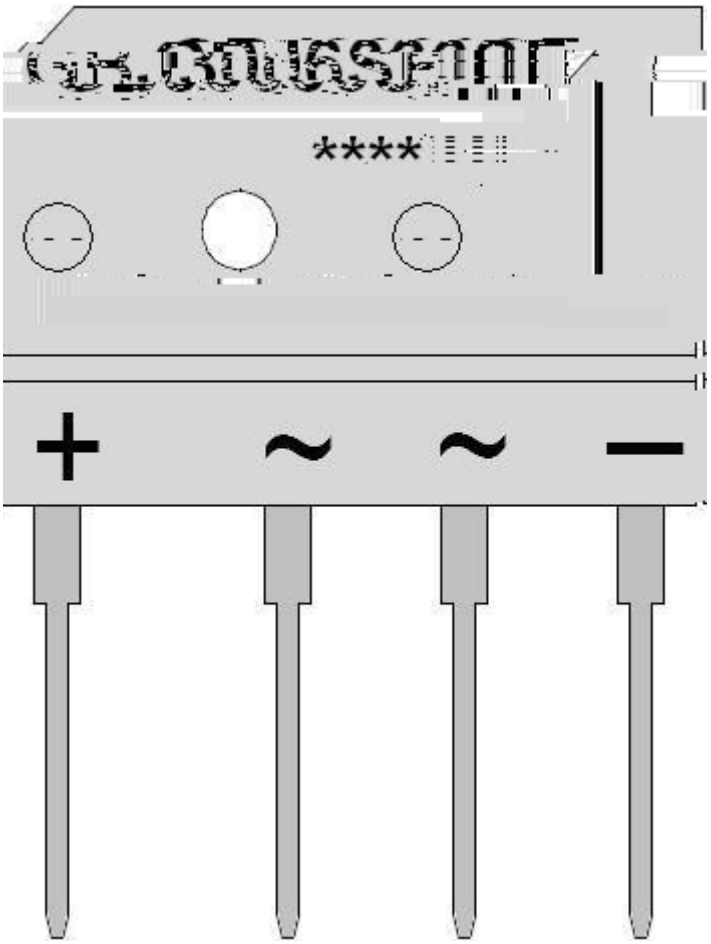

GBJ3006SF

****

Note:

GBJ3006SF	Product Type
****	Lot No. Code, code change with Lot No.

( ) / Temperature Profile for Dip Soldering(Pb-Free)

1 25 150 60 90sec;
2 255 5 5 0.5sec;
3 2 10 /sec.

Note:
1.Preheating:25~150 , Time:60~90sec.
2.Peak Temp.:255 5 , Duration:5 0.5sec.
3. Cooling Speed: 2~10 /sec.

/ Resistance to Soldering Heat Test Conditions

270 5 10 1 sec. Temp.:270±5 Time:10±1 sec

/ Packaging SPEC.

/ BULK

Package Type	Units					Dimension (unit mm^3)		
	Units/Bag /	Bags/Inner Box /	Units/Inner Box /	Inner Boxes/Outer Box /	Units/Outer Box /	Bag	Inner Box	Outer Box
GBJ	-	-	200	10	2000	-	255×145×48	310×270×250

/ TUBE

Package Type	Units					Dimension (unit mm^3)		
	Units/Tube /	Tubes/Inner Box /	Units/Inner Box /	Inner Boxes/Outer Box /	Units/Outer Box /	Tube	Inner Box	Outer Box
GBJ	15	40	600	2	1200	471×42×10	500×190×105	525×210×245

/ Notices