

# BRMJD45DP

Rev.A Nov.-2023

## / Descriptions

KF \$ , ) GE G  
Silicon GE G transistor in a TO-252 Plastic Package.

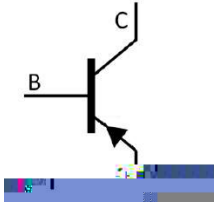
## / Features

9I D A ++; G  
Complement to BRMJD44DP,HF product.

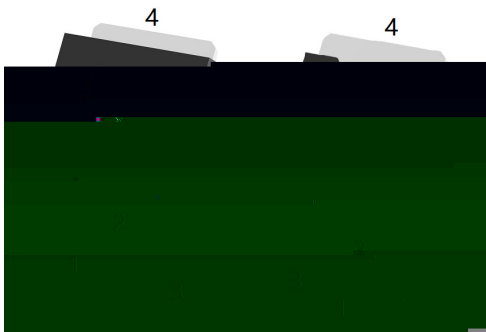
## / Applications

Medium power linear switching applications.

## / Equivalent Circuit



## / Pinning





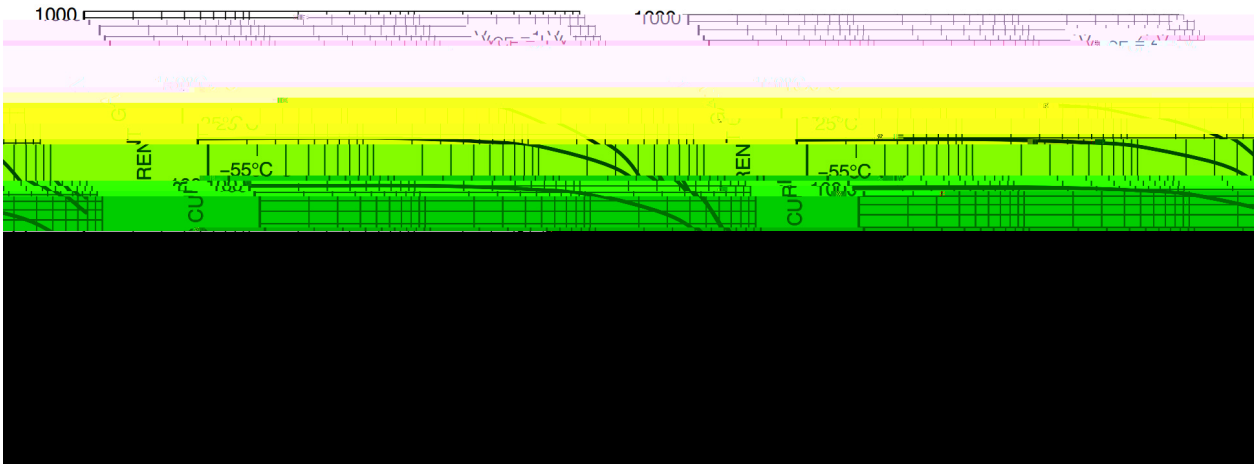
PIN1 Base      PIN 2,4 Collector      PIN 3 Emitter

## / hFE Classifications & Marking

See Marking Instructions.

Parameter

/ Electrical Characteristic Curve



/ Package Dimensions

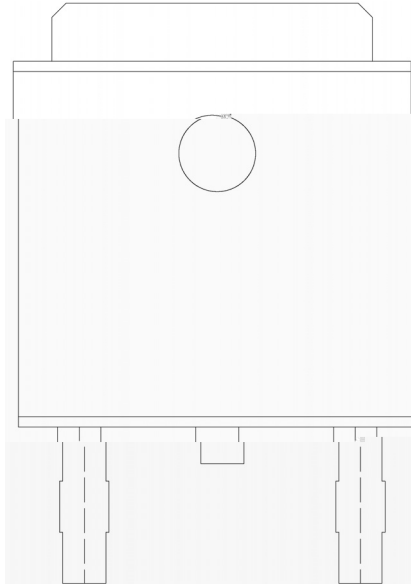


单位: mm

Symbol	Min	Max	Symbol	Min
A	2.30	2.40	F	5.95
B	0.50	0.55	G	4.75
C	0.45	0.55	H	9.45
D	5.16	5.50	I	0.00
E	0.60	0.65	J	0.00
K	0.60	0.65	L	0.00
M	0.60	0.65	N	0.00
O	0.60	0.65	P	0.00
Q	0.60	0.65	R	0.00
S	0.60	0.65	T	0.00
U	0.60	0.65	V	0.00
W	0.60	0.65	X	0.00
Y	0.60	0.65	Z	0.00

02-252

**/ Marking Instructions**



BR

DA +, .....

!!!!

Note:

**BRMJD45DP**  
Rev.A Nov.-2023