

SOP-8

Dual Voltage Comparator in a SOP-8 Plastic Package.

$V_{CC}=2V\sim 36V$

$V_{CC}= \pm 1V\sim \pm 18V$

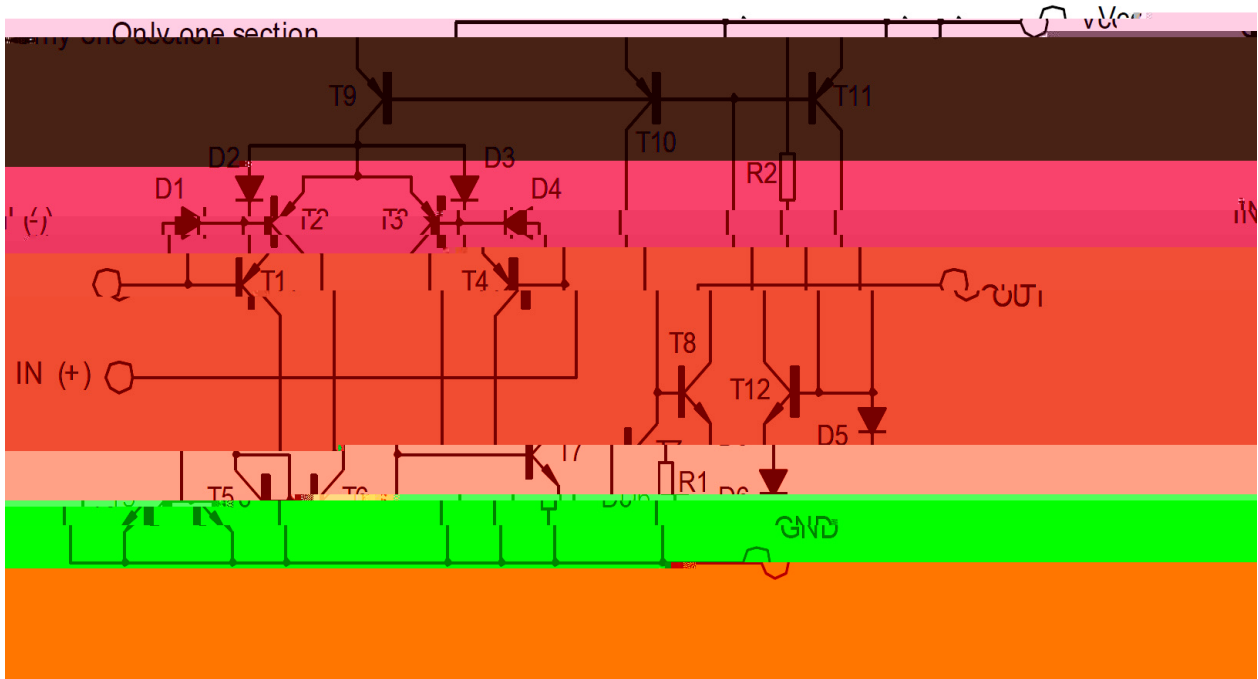
$I_{CC}=0.8mA$

$I_{bias}=25nA$

TTL DTL CMOS

Wide operating supply range, Single or dual supply operation($V_{CC}=2V\sim 36V$ or $V_{CC}= \pm 1V\sim \pm 18V$).
Input common-mode voltage includes ground.
Low supply current drain: $I_{CC}=0.8mA$ (Typical).
Low input bias current $I_{bias}=25nA$ (Typical).

/ Functional Block Diagram



BROP393SC
Rev. D Aug.-2019

/ Electrical Characteristic Curve

Fig.7 voltage Follower pulse response (small signal)

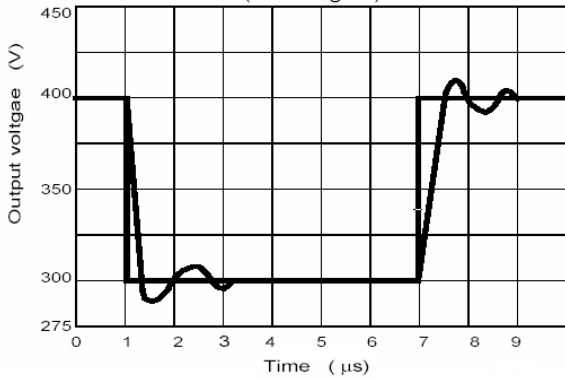


Fig.8 Large signal Frequency Response

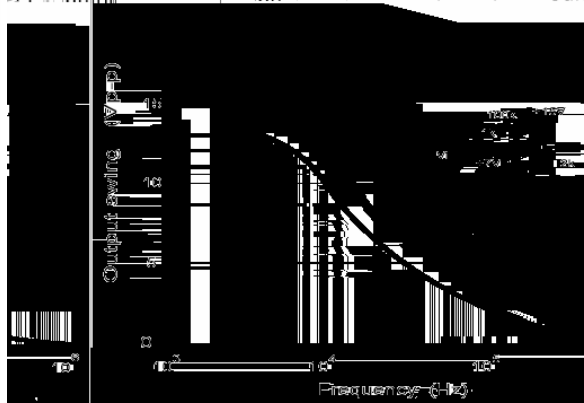


Fig.10 Output Characteristics Current sinking

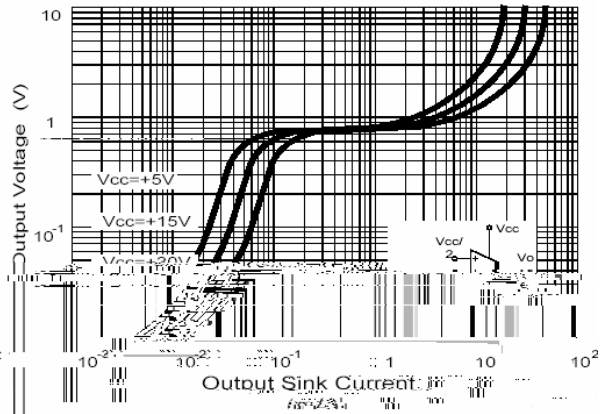
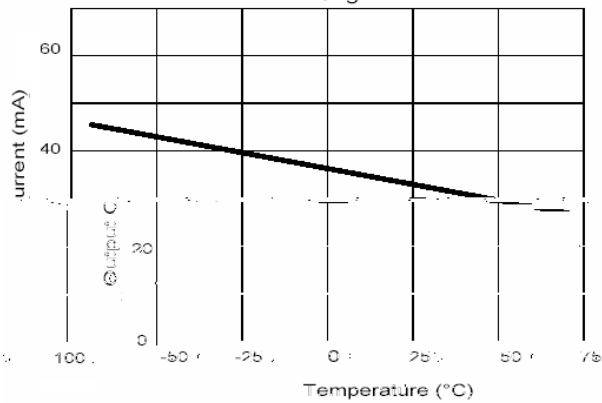
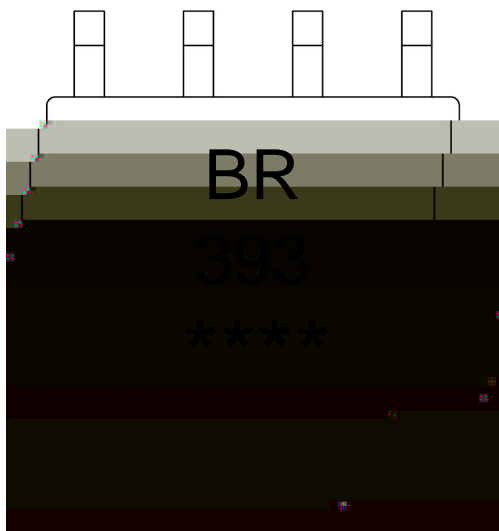


Fig.11 Current Limiting



/ Marking Instructions



BR

393

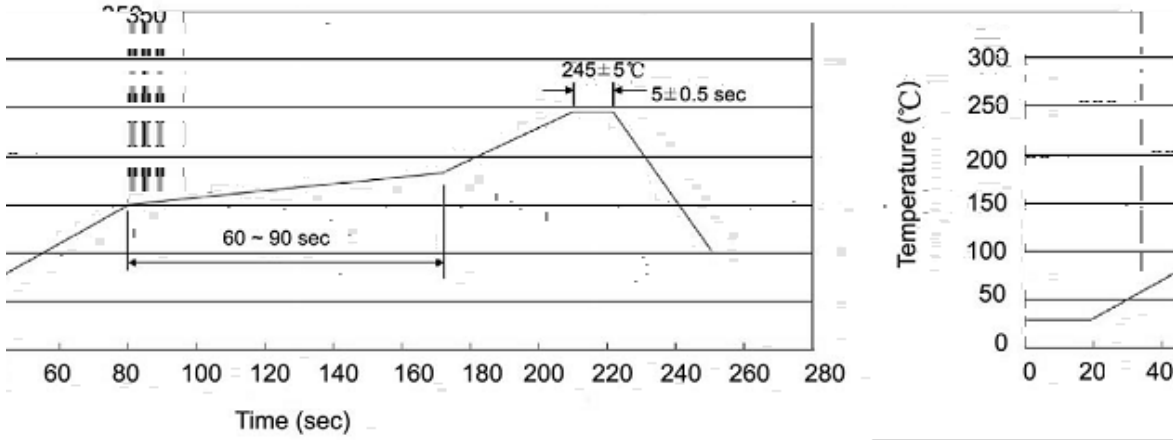
Note:

BR: Company Code.

393: Product Type.

****: Lot No. Code, code change with Lot No.

() / Temperature Profile for IR Reflow Soldering (Pb-Free)



Note:

- | | | | | | |
|---|-------|-----|-----------|----------|---|
| 1 | 150 | 180 | 60 | 90sec; | 1.Preheating:150~180 , Time:60~90sec. |
| 2 | 245±5 | | 5±0.5sec; | | 2.Peak Temp.:245±5 , Duration:5±0.5sec. |
| 3 | | | 2 | 10 /sec. | 3. Cooling Speed: 2~10 /sec. |

/ Resistance to Soldering Heat Test Conditions

260±5 10±1 sec. Temp.:260±5 Time:10±1 sec

/ Packaging SPEC.

/ REEL

Package Type	Units					Dimension (unit mm ³)		
	Units/Reel	Reels/Inner Box	Units/Inner Box	Inner Boxes/Outer Box	Units/Outer Box	Reel	Inner Box	Outer Box
SOP/ESOP-8	4,000	2	8,000	6	48,000	13 ×12	360×360×50	380×335×366