

# DS22W~DS220W

Rev.D May.-2017

## / Descriptions

	20~ 200V	2.0A	SOD-123FL
--	----------	------	-----------

Surface Mount Schottky Barrier Rectifier Reverse Voltage 20 to 200 V Forward Current 2.0A  
SOD-123FL thin package

## / Features

Low power loss high efficiency,High forward surge current capability,For use in low voltage,high frequency inverters,and polarity protection applications,For surface mounted applications.Halogen free product

## / Applications

General purpose.

## / Equivalent Circuit



## / Pinning

## / Marking

See Marking Instructions.


Parameter	Symbol	Rating								Unit
		DS22W	DS24W	DS26W	DS28W	DS210W	DS212W	DS215W	DS220W	
Maximum Recurrent Peak Reverse Voltage	$V_{RRM}$	20	40	60	80	100	120	150	200	V
Maximum RMS Voltage	$V_{RMS}$	14	28	42	56	70	84	105	140	V
Maximum DC Blocking Voltage	$V_{DC}$	20	40	60	80	100	120	150	200	V
Maximum Average Forward Rectified Current	$I_{F AV}$	2.0								A
Peak Forward Surge Current, 8.3ms Single Half sine-wave Superimposed on Rated Load (JEDEC method)	$I_{FSM}$	50				40				A
Typical Junction Capacitance <sup>1</sup>	$C_i$	220			80					pF
Operating Junction Temperature Range	$T_j$	-55~+125								
Storage Temperature Range	$T_{stg}$	-55~+150								

Note:

1 Measured at 1MHz and applied reverse voltage of 4 V D.C.

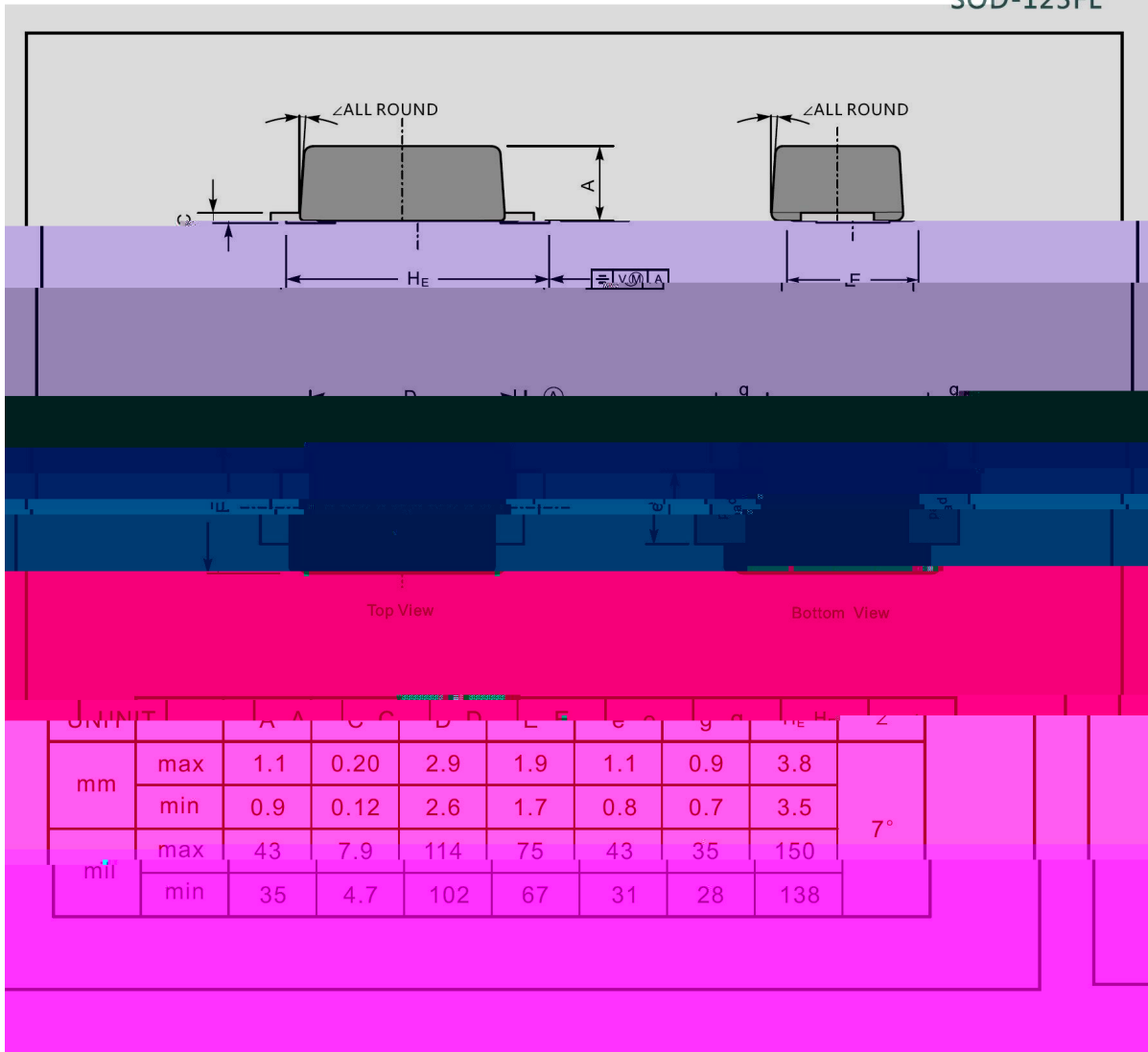
Parameter	Symbol	Test Conditions	Rating								Unit
			DS22W	DS24W	DS26W	DS28W	DS210W	DS212W	DS215W	DS220W	
Max Instantaneous Forward Voltage Maximum DC	$V_F$	$I_F=2.0A$	0.55		0.70		0.85		0.95		V

/ Electrical Characteristic Curve



/ Package Dimensions

SOD-123FL




/ Marking Instructions

## Marking

Type number	Marking code
DS22W	S22
DS24W	S24

26W	S26	DS
28W	S28	DS
210W	S210	DS
212W	S212	DS
215W	S215	DS
220W	S220	DS

/ Marking Instructions



S22

\*\*\*\*

1 \*

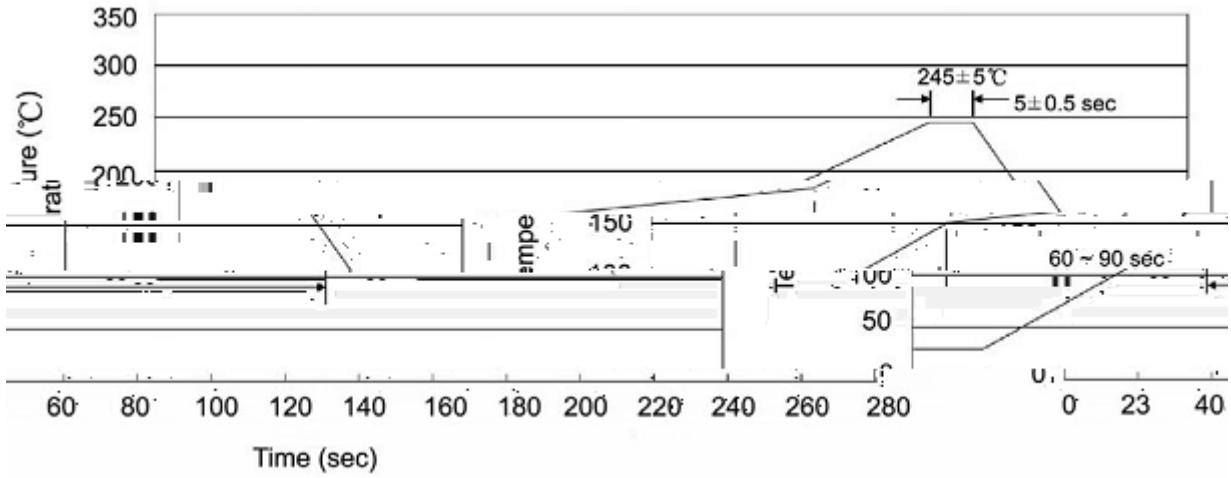
3 \*

Note:

S22 Product Type Code

\*\*\*\* Lot No. Code The 1st \* means:YM Code The last 3 \* means:little Lot No Code

( ) / Temperature Profile for IR Reflow Soldering(Pb-Free)



Note:

- |   |       |     |    |           |   |
|---|-------|-----|----|-----------|---|
| 1 | 25    | 150 | 60 | 90sec;    | 1.Preheating:25~150 , Time:60~90sec.    |
| 2 | 245±5 |     |    | 5±0.5sec; | 2.Peak Temp.:245±5 , Duration:5±0.5sec. |
| 3 |       |     | 2  | 10 /sec.  | 3. Cooling Speed: 2~10 /sec.            |

/ Resistance to Soldering Heat Test Conditions

260±5                      10±1 sec.                      Temp.:260±5                      Time:10±1 sec

/ Packaging SPEC.

/ REEL

Package Type	Units					Dimension (unit mm <sup>3</sup> )		
SOD-123FL	3000	8	24000	5	120000	7 x11	185X180X105	390X385X205

/ Notices