



ES1A~ES1J



Rev. B Jun.-



Parameter	Symbol	Rating							Unit
		ES1A	ES1B	ES1C	ES1D	ES1E	ES1G	ES1J	
Maximum Repetitive Peak Reverse Voltage	V_{RRM}	50	100	150	200	300	400	600	V
Maximum RMS voltage	V_{RMS}	35	70	105	140	210	280	420	V
Maximum DC Blocking Voltage	V_{DC}	50	100	150	200	300	400	600	V

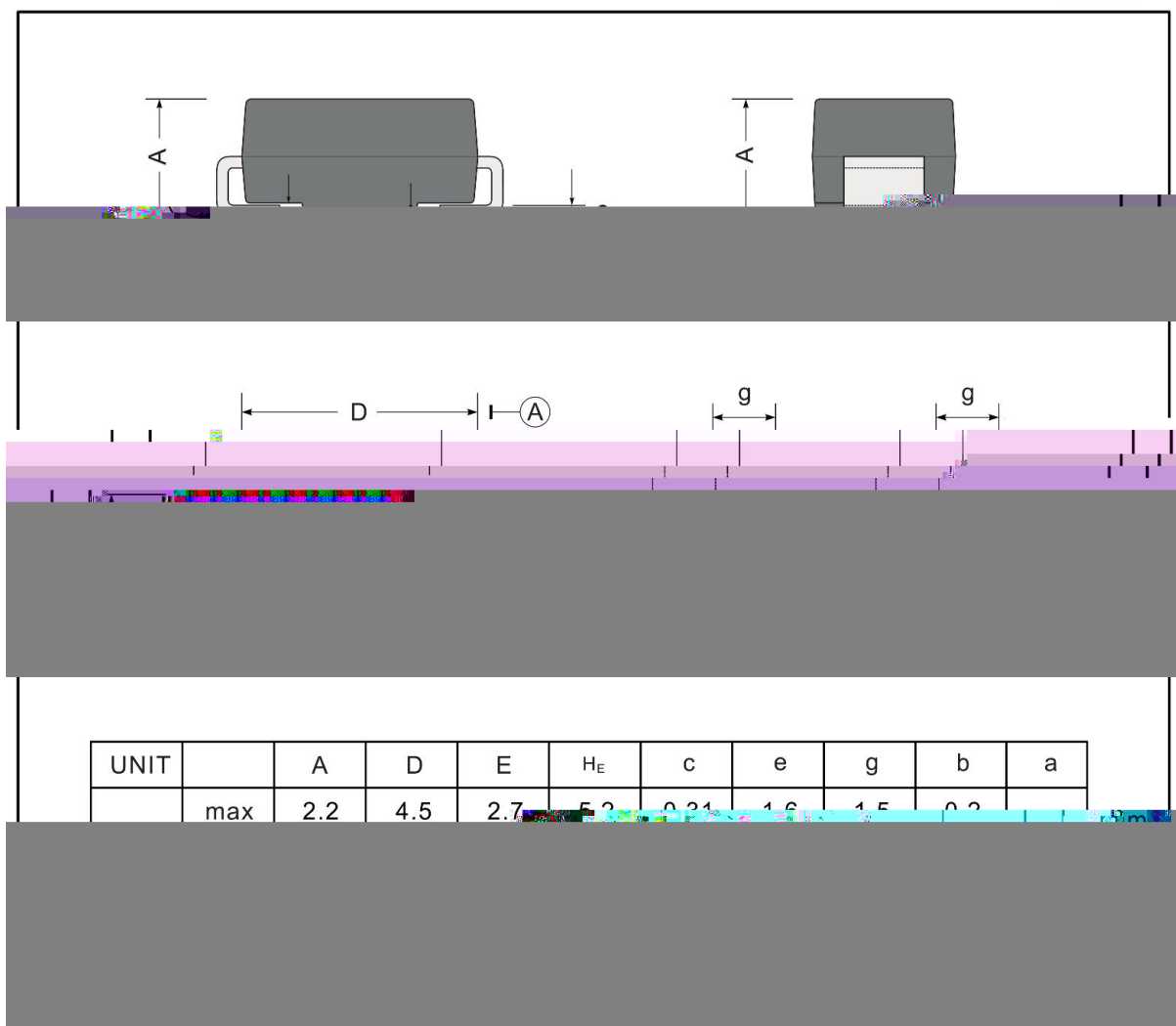


ES1A~ES1J / Electrical Characteristic Curve



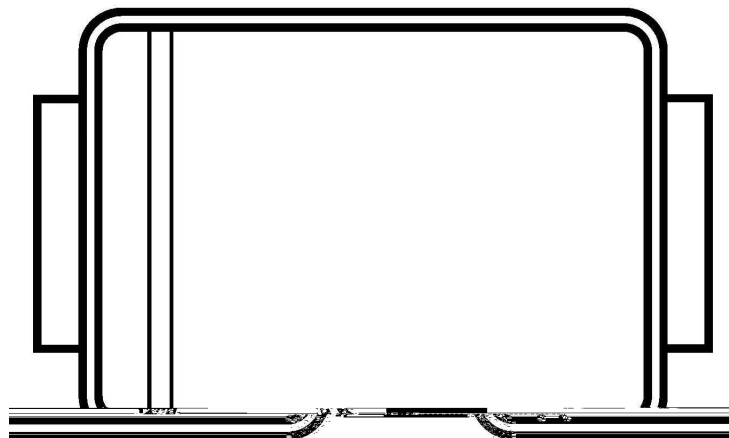
4 5 6 7 3 / Package Dimensions

SMA



UNIT		A	D	E	H _E	c	e	g	b	a
	max	2.2	4.5	2.7	5.2	0.21	1.6	1.5	0.2	0.2

89 / Marking Instructions



ES1D


1 :

3 :

Note:

ES1D Product Type Code

Lot No. Code The 1st : means:YM Code The last 3 : ;means:



< = > ? @ 1 2 3 (A B) / C D E F G H I J K L M N O P Q R S T U V W X Y Z [\]

Note:

- 1 150 180 60 90sec;
- 2 245±5

1.Preheating:150~180°C, Time:60~90sec.