



--	--	--	--	--



Rev.A Mar.-2021

00

2 0A SMA

Surface Mount Superfast Recovery Rectifier, Reverse Voltage:800V,Forward Current:2.0



Parameter

Symbol




Rating

Unit



\$, - 1 2 3

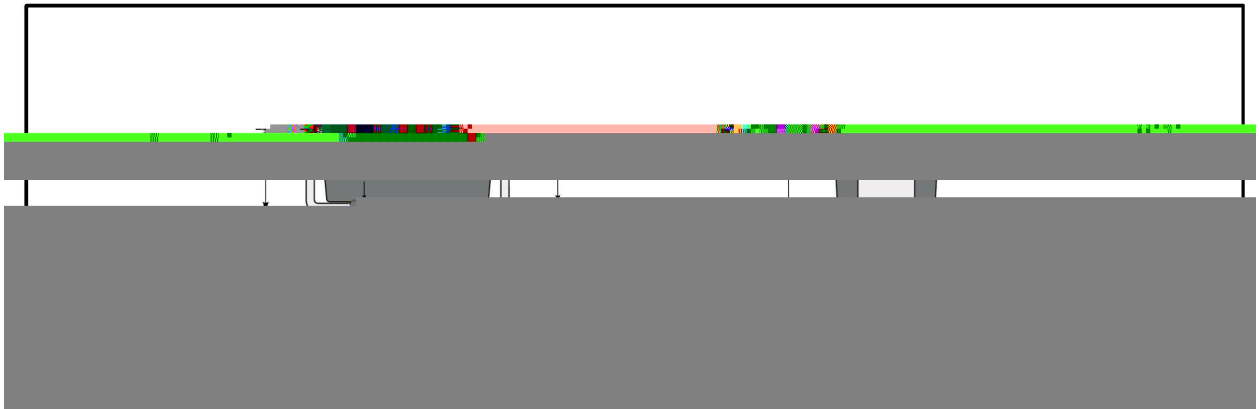
Fig.1 Reverse Recovery Time Characteristic And Test Circuit Diagram





4 5 6 7 3

SMA




UNIT	A	D	F	H _F	c	e	q	a
min	1.9	4.0	2.2	4.7	0.15	1.2	0.0	0.0

Rev.A Mar.-2021



Rev.A Mar.-2021

< = > ? @ 1 2 3 A B CDE F DGH J G; K L M N O; P Q R; S L O T D G U V W X Y Z G D D [



Note:

- 1 150 180 60 90sec; 1.Preheating:150~180°C, Time:60~90sec.
- 2 245±5 5±0.5sec; 2.Peak Temp.:245±5°C, Duration:5±0.5sec.
- 3 2 10°C/sec. 3. Cooling Speed: 2~10°C/sec.

\ >] ^ _ ` a b

260±5°C 10±1 sec. Temp.:260±5°C Time:10±1 sec

c d e f

/ REEL

Package Type 封装形式	Units 包装数量					Dimension 包装尺寸 (unit: mm ³)		
	Units/Reel 只/卷盘	Reels/Inner Box 卷盘/盒	Units/Inner Box 只/盒	Inner Boxes/Outer Box 盒/箱	Units/Outer Box 只/箱	Reel	Inner Box 盒	Outer Box 箱
SMA							380X336X40	380X335X366