

**/ Descriptions**

TO-92          NPN          Silicon NPN transistor in a TO-92 Plastic Package.

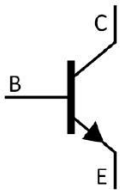
**/ Features**

KSA642  
Complement to KSA642,  $P_C=400mW$ .

**/ Applications**

Low frequency power amplifier.

**/ Equivalent Circuit**



**/ Pinning**



PIN1 Collector          PIN 2 Base          PIN 3 Emitter

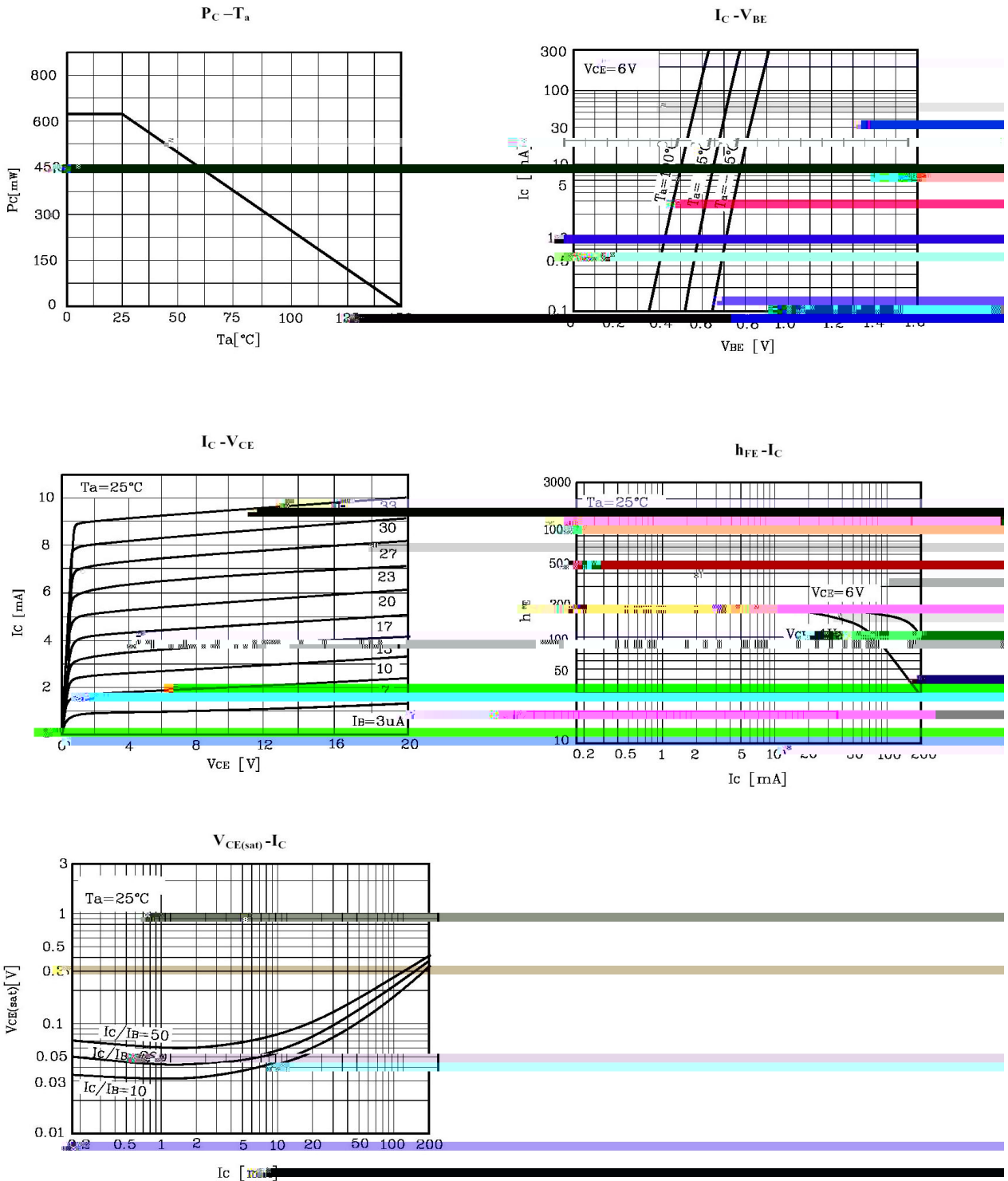
**/ hFE Classifications & Marking**

$h_{FE}$ Classifications Symbol	O	Y	G
$h_{FE}$ Range	70~140	120~240	200~400

Parameter

Symbol


**/ Electrical Characteristic Curve**



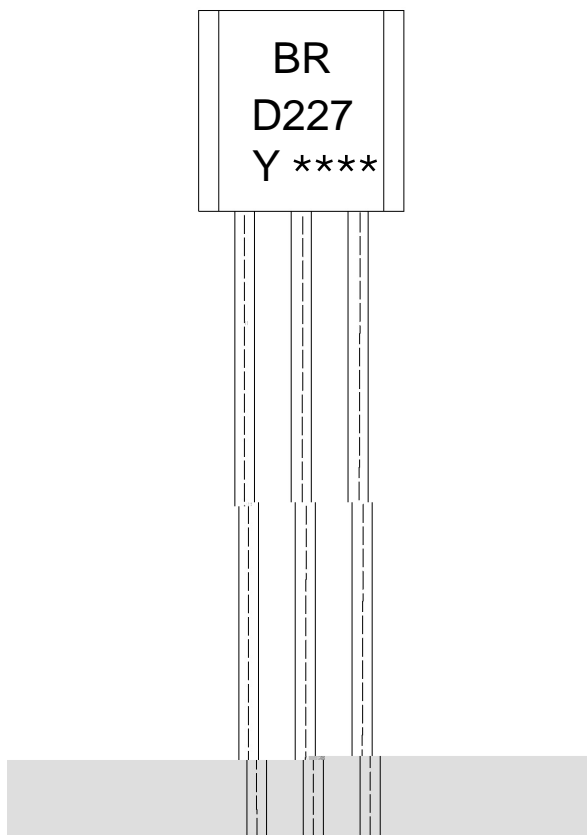
/ Package Dimensions

T0-92

Unit: mm



/ Marking Instructions



BR:

D227

Y:  $h_{FE}$

\*\*\*\*

Note:

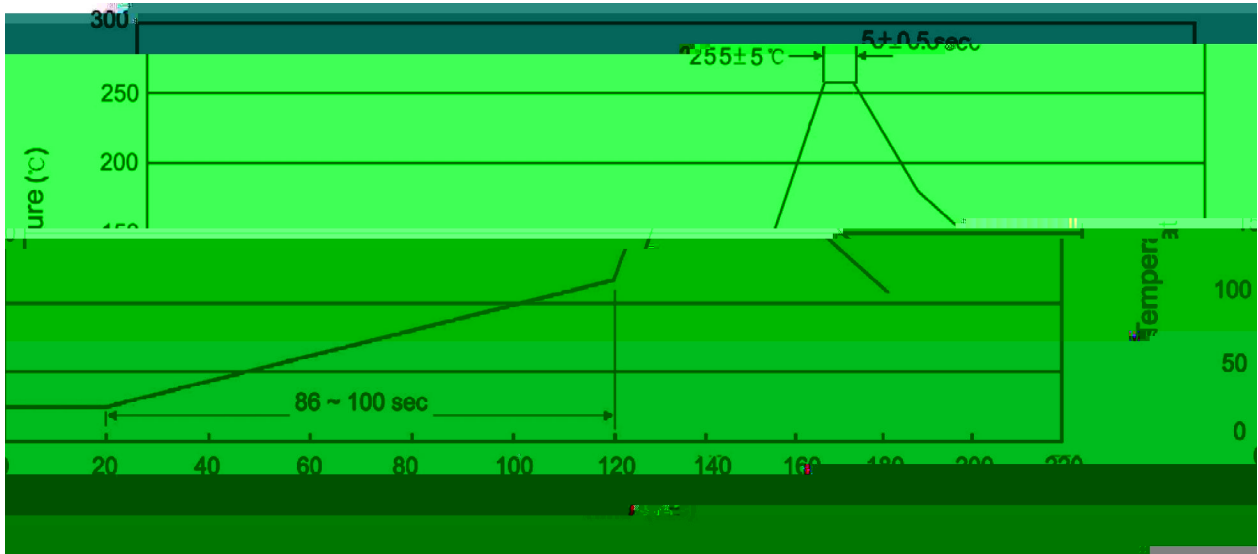
BR: Company Code.

D227: Product Type.

Y:  $h_{FE}$  Classifications Symbol

\*\*\*\*: Lot No. Code,code change with Lot No.

( ) / Temperature Profile for Dip Soldering(Pb-Free)



Note:

- |   |       |     |           |        |   |
|---|-------|-----|-----------|--------|---|
| 1 | 25    | 150 | 60        | 90sec; | 1.Preheating:25~150 , Time:60~90sec.    |
| 2 | 255±5 |     | 5±0.5sec; |        | 2.Peak Temp.:255±5 , Duration:5±0.5sec. |
| 3 |       | 2   | 10        | /sec.  | 3. Cooling Speed: 2~10 /sec.            |

/ Resistance to Soldering Heat Test Conditions

270±5                      10±1 sec.                      Temp:270±5                      Time:10±1 sec

/ Packaging SPEC.

/ BULK

Package Type	Units					Dimension (unit mm3)		
	Units/Bag /	Bags/Inner Box /	Units/Inner Box /	Inner Boxes/Outer Box /	Units/Outer Box /	Bag	Inner Box	Outer Box
TO-92	1,000	10	10,000	5	50,000	135×190	237×172×102	560×245×195
	1,000	10	10,000	10	100,000	135×190	237×172×102	560×245×375

/ AMMO

Package Type	Units					Dimension (unit mm3)	
	Units/tape /	Tape/Inner Box /	Rows/Inner Box /	Inner Boxes/Outer Box /	Units/Outer Box /	Inner Box	Outer Box
TO-92	3,000	1	120	10	30,000	328×230×42	480×346×235 547×407×268

/ Notices