



Parameter	Symbol	Rating	Unit
Collector to Base Voltage	$V_{CBO}$	-35	V
Collector to Emitter Voltage	$V_{CEO}$	-30	V
Emitter to Base Voltage	$V_{EBO}$	-5.0	V
Collector Current - Continuous	$I_C$	-800	mA
Emitter Current – Continuous	$I_E$	800	mA
Collector Power Dissipation	$P_C$	625	mW
Junction Temperature	$T_j$	150	

Storage Temperature Range

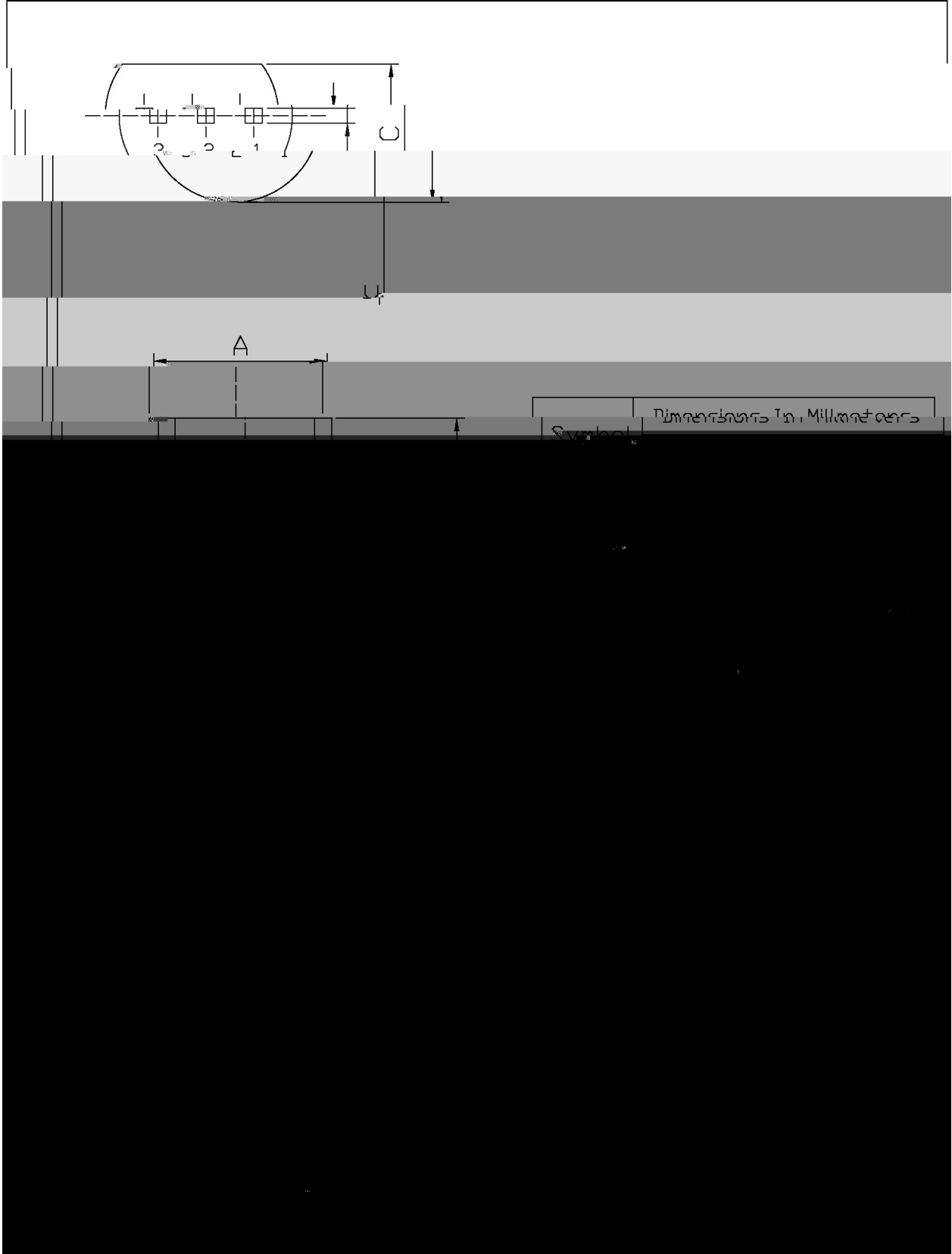
/ Electrical Characteristic Curve



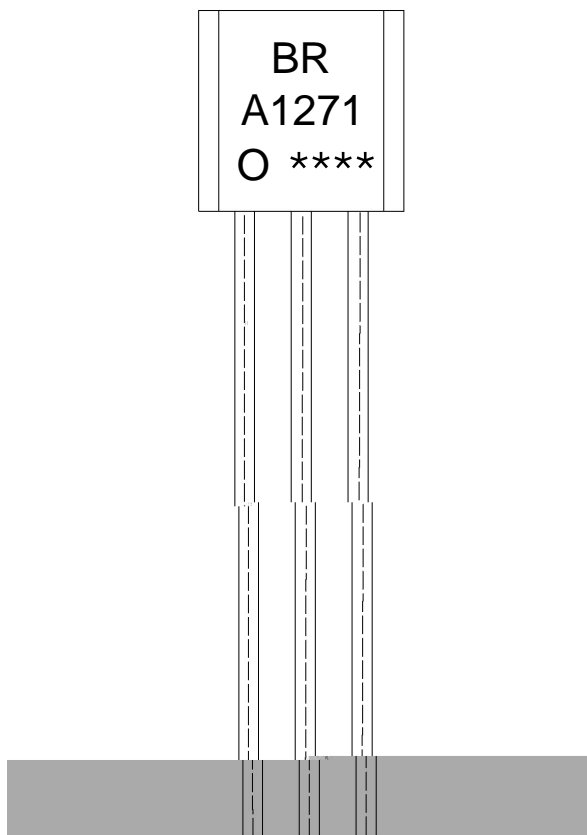
/ Package Dimensions

T0-92

Unit: mm



/ Marking Instructions



BR:

A1271

O:  $h_{FE}$

\*\*\*\*

Note:

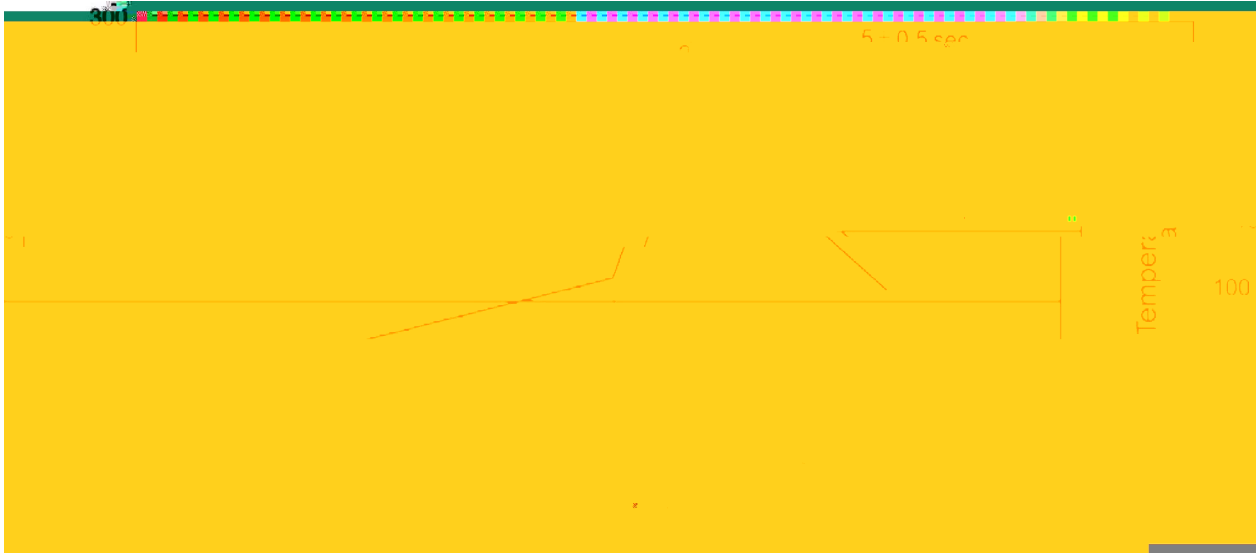
BR: Company Code.

A1271: Product Type.

O:  $h_{FE}$  Classifications Symbol

\*\*\*\*: Lot No. Code, code change with Lot No.

**( ) / Temperature Profile for Dip Soldering(Pb-Free)**



- |   |       |     |           |        |   |                                      |
|---|-------|-----|-----------|--------|---|--------------------------------------|
| 1 | 25    | 150 | 60        | 90sec; | Note:                                   | 1.Preheating:25~150 , Time:60~90sec. |
| 2 | 255±5 |     | 5±0.5sec; |        | 2.Peak Temp.:255±5 , Duration:5±0.5sec. |                                      |
| 3 |       | 2   | 10        | /sec.  | 3. Cooling Speed: 2~10 /sec.            |                                      |

**/ Resistance to Soldering Heat Test Conditions**

270±5                      10±1 sec.                      Temp:270±5                      Time:10±1 sec

**/ Packaging SPEC.**

/ BULK

Package Type	Units					Dimension (unit mm3)		
	Units/Bag /	Bags/Inner Box /	Units/Inner Box /	Inner Boxes/Outer Box /	Units/Outer Box /	Bag	Inner Box	Outer Box
TO-92	1,000	10	10,000	5	50,000	135×190	237×172×102	560×245×195
	1,000	10	10,000	10	100,000	135×190	237×172×102	560×245×375

\*