

/ Descriptions

TO-92 NPN Silicon NPN transistor in a TO-92 Plastic Package.

/ Features

Small reverse transfer capacitance, low noise figure.

/ Applications

High frequency low noise amplifier, VHF band amplifier application.

/ Equivalent Circuit



/ Pinning



PIN1 Base PIN 2 Collector PIN 3 Emitter

/ hFE Classifications & Marking

h _{FE} Classifications Symbol	R	O	Y
h _{FE} Range	40~80	70~140	120~200

Parameter	Symbol	Rating	Unit
Collector to Base Voltage	V_{CBO}	40	V
Collector to Emitter Voltage	V_{CEO}	30	V
Emitter to Base Voltage	V_{EBO}	4.0	V
Collector Current - Continuous	I_C	20	mA
Emitter Current - Continuous	I_E	-20	mA
Collector Power Dissipation	P_C	625	mW

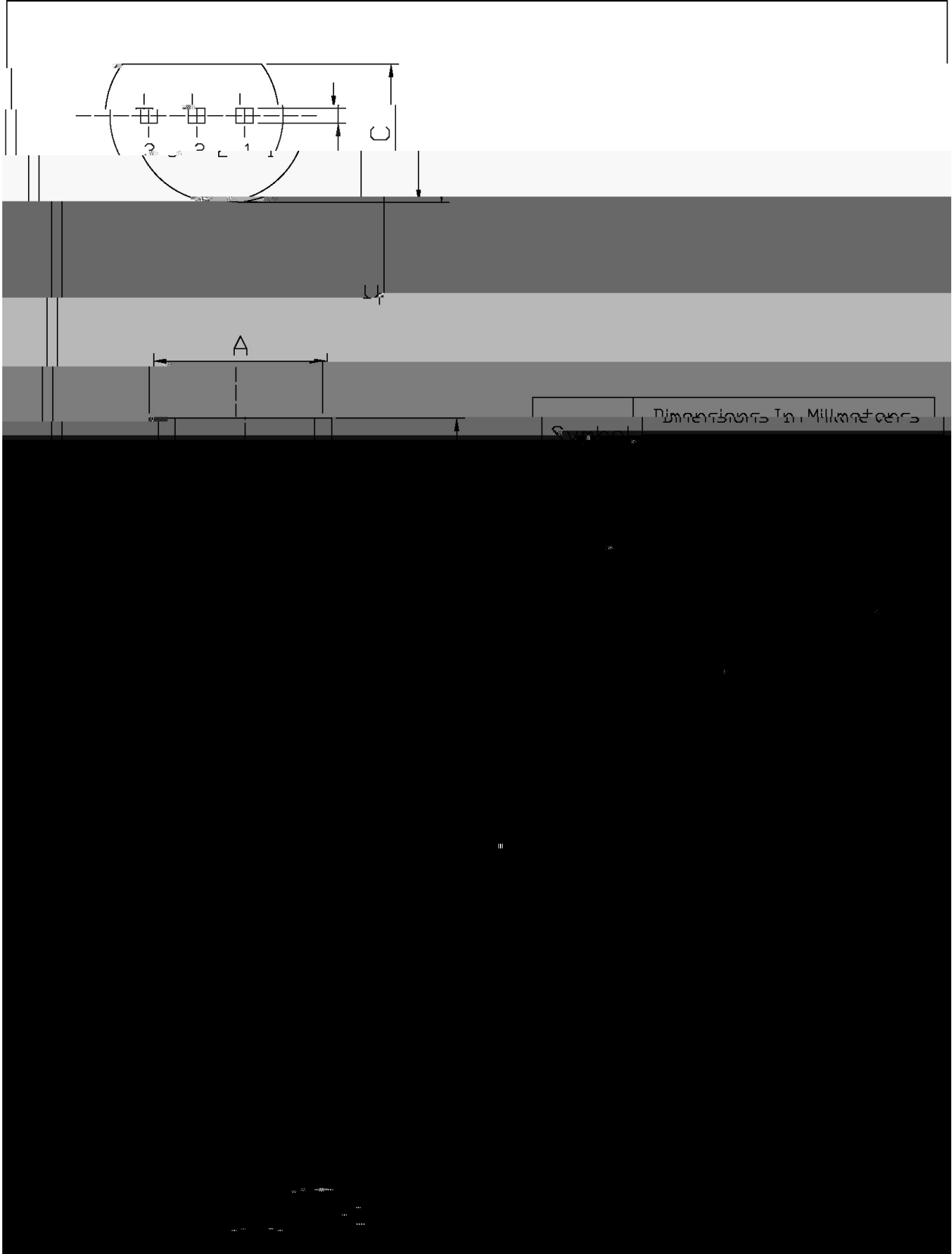
/ **Electrical Characteristic Curve**



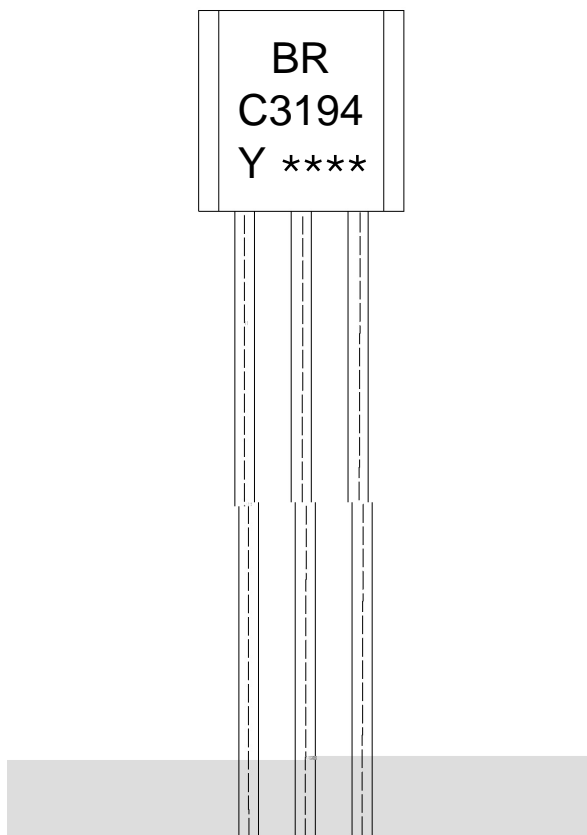
/ Package Dimensions

T0-92

Unit: mm



/ Marking Instructions



BR:

C3194

Y: h_{FE}

Note:

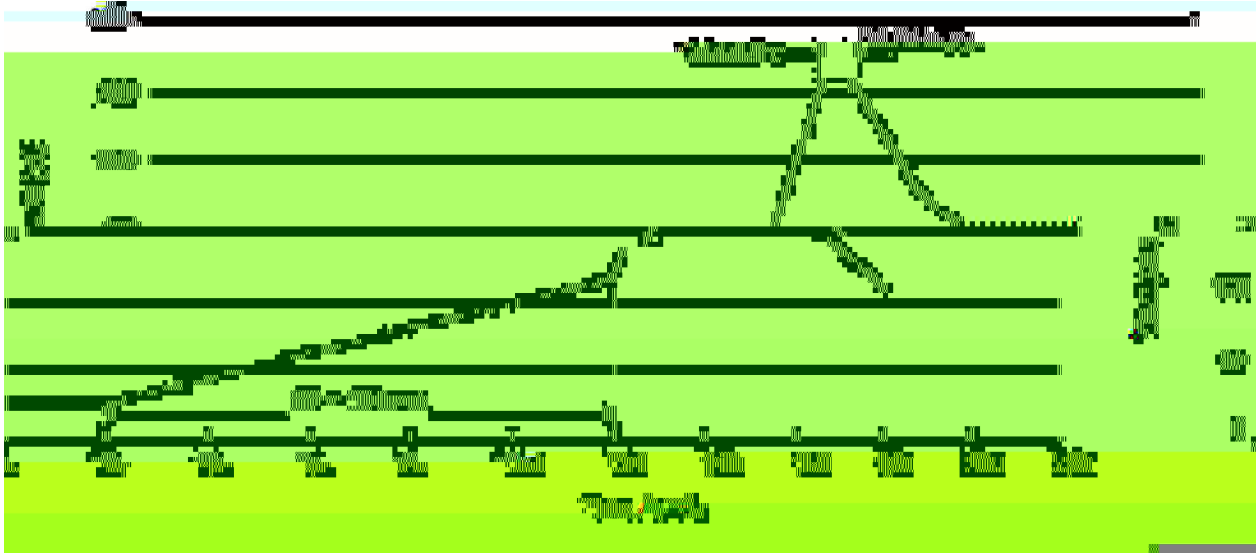
BR: Company Code.

C3194: Product Type.

Y: h_{FE} Classifications Symbol

****: Lot No. Code, code change with Lot No.

() / Temperature Profile for Dip Soldering(Pb-Free)



Note:

- | | | | | | |
|---|-------|-----|-----------|---|--------------------------------------|
| 1 | 25 | 150 | 60 | 90sec; | 1.Preheating:25~150 , Time:60~90sec. |
| 2 | 255±5 | | 5±0.5sec; | 2.Peak Temp.:255±5 , Duration:5±0.5sec. | |
| 3 | | 2 | 10 | /sec. | 3. Cooling Speed: 2~10 /sec. |

/ Resistance to Soldering Heat Test Conditions

270±5 10±1 sec. Temp:270±5 Time:10±1 sec

/ Packaging SPEC.

/ BULK

Package Type	Units					Dimension (unit mm3)		
	Units/Bag /	Bags/Inner Box /	Units/Inner Box /	Inner Boxes/Outer Box /	Units/Outer Box /	Bag	Inner Box	Outer Box
TO-92	1,000	10	10,000	5	50,000	135×190	237×172×102	560×245×195
	1,000	10	10,000	10	100,000	135×190	237×172×102	560×245×375

/ AMMO

Package Type	Units					Dimension (unit mm3)	
	Units/tape /	Tape/Inner Box /	Rows/Inner Box /	Inner Boxes/Outer Box /	Units/Outer Box /	Inner Box	Outer Box
TO-92	3,000	1	120	10	30,000	328×230×42	480×346×235 547×407×268

/ Notices